


Allart Select



Door Levers - ST1



Door Knobs - ST2



Rosettes - ST3




Backplates & Functions - ST4 & ST5

Lever, Knob, Rosette & Backplate Options & Accessories - ST6



Turns & Releases - ST7




Complementary Products - ST8

Door Levers

Two classic 1960's inspired Door Levers designed to work in conjunction with the Rosettes & Backplates to be found in sections ST3 & ST4.

Complementary Thumb Turns can be found in section ST7.



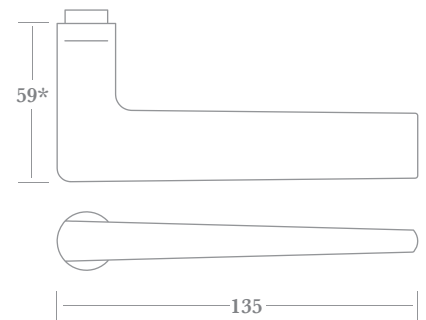
RH shown

▲ 7741



▲ with 49 series multipoint plate

▲ shown with **7844B** rosette



* total projection: add 7mm for rosette, 6mm for backplate with flush collar & 10mm for plate with raised collar.

Fixings

Supplied with 8mm x 110mm stainless steel lockpoint spindle and M6 grubscrew (64mm max. door thickness); alternative spindle lengths and functions are available - see pages ST6:070 & 080.

Installation instructions supplied.

How to Order

Split Finish Sets - order as singles

1) select LEVER (e.g. **7741**)

2) add FINISH (e.g. **7741PC**)

If single lever only required add HANDING (e.g. **7741PC/RH**).

For single lever as exterior pairing with a CREMONE BOLT add CM to code (e.g. **7741PC/CM**) - see DB3:200.

Backplates and Rosettes ordered separately - see sections ST3 and ST4.

Finishes - See our price list or website for finish availability.



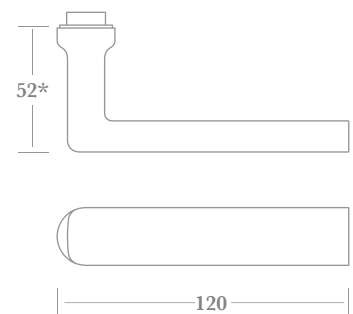
RH shown

▲ 7742



▲ with 49 series multipoint plate

▲ shown with **7845B** rosette



* total projection: add 7mm for rosette, 6mm for backplate with flush collar & 10mm for plate with raised collar.


Door Levers

Two Art Deco inspired contemporary Door Levers designed to work in conjunction with the Rosettes & Backplates to be found in sections ST3 & ST4. Complementary Thumb Turns can be found in section ST7.



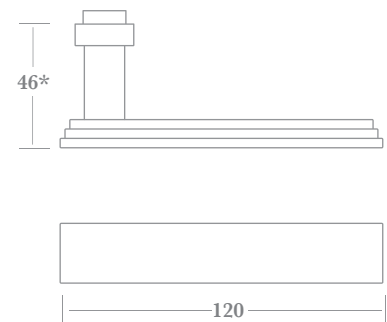
▲ 7729

RH shown



▲ shown with 3261A plate

▲ shown with 7842B rosette



* total projection: add 7mm for rosette, 6mm for backplate with flush collar & 10mm for plate with raised collar.

Fixings

Supplied with 8mm x 110mm stainless steel lockpoint spindle and M6 grubscrew (64mm max. door thickness); alternative spindle lengths and functions are available - see pages ST6:070 & 080. Installation instructions supplied.

How to Order

Split Finish Sets - order as singles

1) select LEVER (e.g. 7728)


2) add FINISH (e.g. 7728PC)

If single lever only required add HANDING (e.g. 7728PC/RH).

For single lever as exterior pairing with a CREMONE BOLT add CM to code (e.g. 7728PC/CM) - see DB3:200.

Backplates and Rosettes ordered separately - see sections ST3 and ST4.

Finishes - See our price list or website for finish availability.



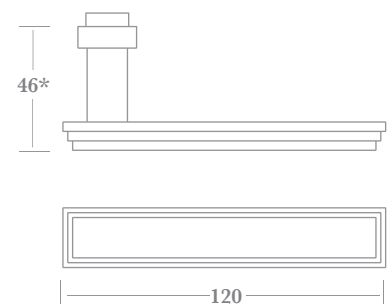
▲ 7728

RH shown



▲ shown with 5927C/R03 plate

▲ shown with 7842A rosette

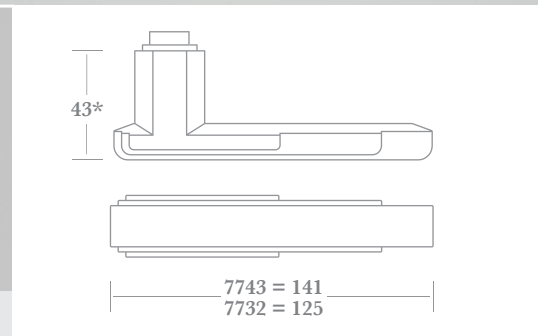




* total projection: add 7mm for rosette, 6mm for backplate with flush collar & 10mm for plate with raised collar.

Door Levers

Four classic Art Deco period Door Levers designed to work in conjunction with the Rosettes & Backplates to be found in sections ST3 & ST4.

Complementary Thumb Turns can be found in section ST7.



Fixings

Supplied with 8mm x 110mm stainless steel lockpoint spindle and M6 grubscrew (64mm max. door thickness); alternative spindle lengths and functions are available - see pages ST6:070 & 080.

Installation instructions supplied.

How to Order

Split Finish Sets - order as singles

1) select LEVER design (e.g. **7734**)

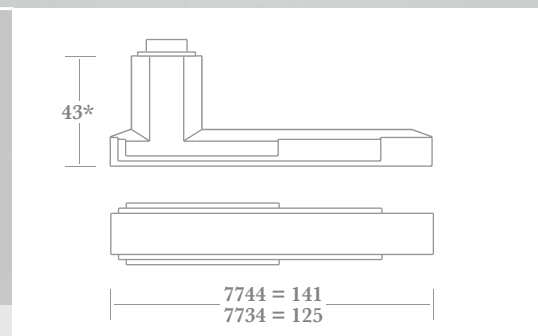


2) add FINISH (e.g. **7734PC**)

If single lever only required add HANDING (e.g. **7734PC/RH**).

For single lever as exterior pairing with a CREMONE BOLT add CM to code (e.g. **7734PC/CM**) - see DB3:200.

Backplates and Rosettes ordered separately - see sections ST3 and ST4.

Finishes - See our price list or website for finish availability.



* total projection: add 7mm for rosette & 6mm for backplate. Lever design is suitable for use with backplates fitted with either type G flush collar or type J raised collar (other raised collar designs are not recommended).

Door Levers

Traditional period Door Lever with rope knurled detailing designed to work in conjunction with the Rosettes & Backplates to be found in sections ST3 & ST4. Complementary Thumb Turns can be found in section ST7.



▲ 7774



▲ 7775



▲ 7764

Fixings

Supplied with 8mm x 110mm stainless steel lockpoint spindle and M6 grub screw (64mm max. door thickness); alternative spindle lengths and functions are available - see pages ST6:070 & 080.

Installation instructions supplied.

How to Order

Split Finish Sets - order as singles

1) select LEVER (e.g. **7774**)

2) add FINISH (e.g. **7774PC**)

If single lever only required add HANDING (e.g. **7774PC/RH**).

For single lever as exterior pairing with a CREMONE BOLT add CM to code (e.g. **7774PC/CM**) - see DB3:200.

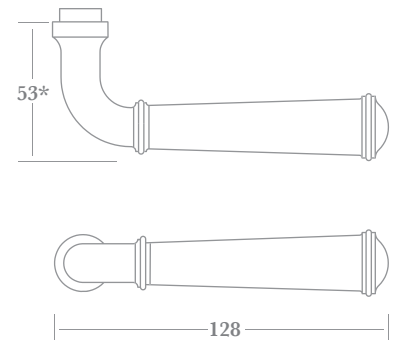
Backplates and Rosettes ordered separately - see sections ST3 and ST4.

Finishes - See our price list or website for finish availability.



▲ 7774 shown with **6011A** plate

▲ 7774 shown with **7846B** rosette



* total projection: add 7mm for rosette, 6mm for backplate with flush collar & 10mm for plate with raised collar.

Door Levers

Four traditional period Door Levers designed to work in conjunction with the Rosettes & Backplates to be found in sections ST3 & ST4.

Complementary Thumb Turns can be found in section ST7.



RH shown

▲ 7768



RH shown

▲ 7769



RH shown

▲ 7770



RH shown

▲ 7771

Fixings

Supplied with 8mm x 110mm stainless steel lockpoint spindle and M6 grubscrew (64mm max. door thickness); alternative spindle lengths and functions are available - see pages ST6:070 & 080.

Installation instructions supplied.

How to Order

Split Finish Sets - order as singles

1) select LEVER (e.g. 7769)


2) add FINISH (e.g. 7769PC)

If single lever only required add HANDING (e.g. 7769PC/RH).

For single lever as exterior pairing with a CREMONE BOLT add CM to code (e.g. 7769PC/CM) - see DB3:200.

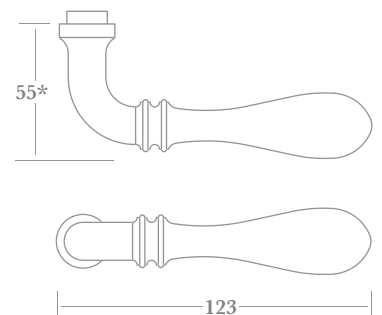
Backplates and Rosettes ordered separately - see sections ST3 and ST4.

Finishes - See our price list or website for finish availability.



▲ 7770 shown with 6011A plate

▲ 7771 shown with 7847B rosette




* total projection: add 7mm for rosette, 6mm for backplate with flush collar & 10mm for plate with raised collar.

Door Levers

One traditional period, and one 1960's inspired, Door Lever - both designed to work in conjunction with the Rosettes & Backplates to be found in sections ST3 & ST4.

Complementary Thumb Turns can be found in section ST7.



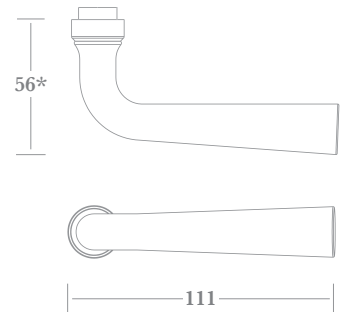
RH shown

▲ 7706



▲ with 49 series multipoint plate

▲ shown with 5951B rosette



* total projection: add 7mm for rosette, 6mm for backplate with flush collar & 10mm for plate with raised collar.

Fixings

Supplied with 8mm x 110mm stainless steel lockpoint spindle and M6 grubscrew (64mm max. door thickness); alternative spindle lengths and functions are available - see pages ST6:070 & 080.

Installation instructions supplied.

How to Order

Split Finish Sets - order as singles

1) select LEVER (e.g. 7706)

2) add FINISH (e.g. 7706PC)

If single lever only required add HANDING (e.g. 7706PC/RH).

For single lever as exterior pairing with a CREMONE BOLT add CM to code (e.g. 7706PC/CM) - see DB3:200.

Backplates and Rosettes ordered separately - see sections ST3 and ST4.

Finishes - See our price list or website for finish availability.



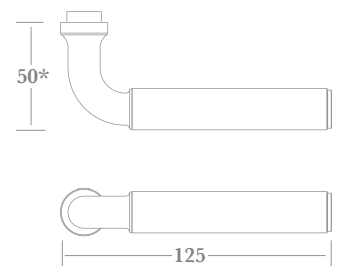
RH shown

▲ 7773



▲ with 49 series euro-profile lock plate

▲ shown with 7843B rosette

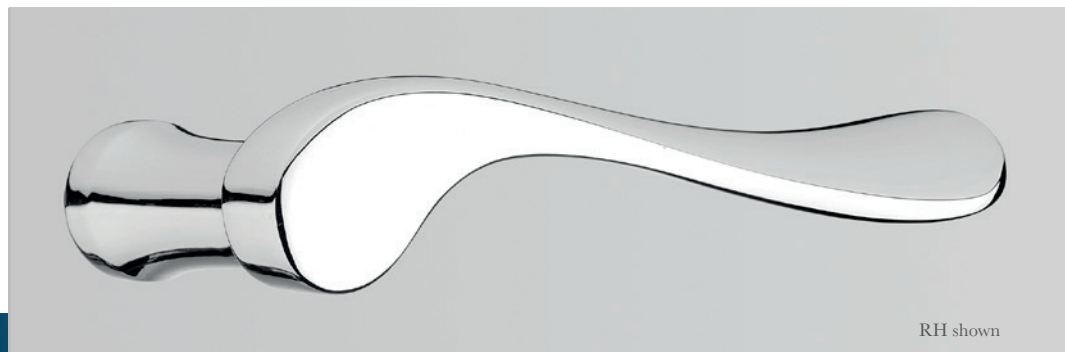



* total projection: add 7mm for rosette, 6mm for backplate with flush collar & 10mm for plate with raised collar.

Door Levers

Two classic 1950's period Door Levers designed to work in conjunction with the Rosettes & Backplates to be found in sections ST3 & ST4.

Whilst very similar in design, the 7716 is much slimmer and lighter than it's chunky and weightier brother, the 7717.



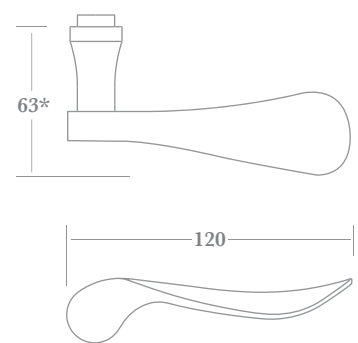
RH shown

▲ **7716** (light design - single lever 230g)



▲ shown with **5911A** plate

▲ shown with **7834B** rosette



* total projection: add 7mm for rosette, 6mm for backplate with flush collar & 10mm for plate with raised collar.

Fixings

Supplied with 8mm x 110mm stainless steel lockpoint spindle and M6 grub screw (64mm max. door thickness); alternative spindle lengths and functions are available - see pages ST6:070 & 080.

Installation instructions supplied.

How to Order

Split Finish Sets - order as singles

NB. Split Finish Sets are ordered as singles.

1) select LEVER (e.g. **7716**)


2) add FINISH (e.g. **7716PC**)

If single lever only required add HANDING (e.g. **7716PC/RH**).

For single lever as exterior pairing with a CREMONE BOLT add CM to code (e.g. **7716PC/RH/CM**) - see DB3:200.

Backplates and Rosettes ordered separately - see sections ST3 and ST4.

Finishes - See our price list or website for finish availability.



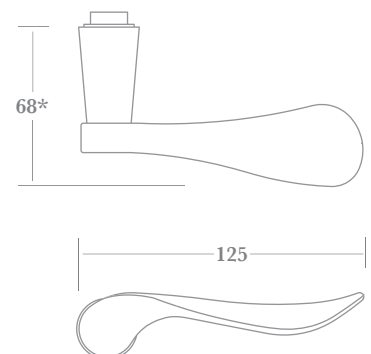
RH shown

▲ **7717** (heavy design - single lever 360g)



▲ shown with **4711A** plate

▲ shown with **7843B** rosette



* total projection: add 7mm for rosette, 6mm for backplate with flush collar & 10mm for plate with raised collar.

Door Levers

Two contemporary Door Levers designed to work in conjunction with the Rosettes & Backplates to be found in sections ST3 & ST4.

Complementary Thumb Turns can be found in section ST7.



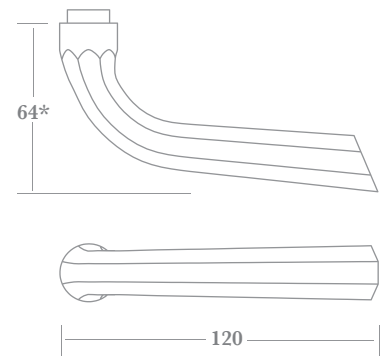
RH shown

▲ 7778



▲ shown with 4711A plate

▲ shown with 7844B rosette



* total projection: add 7mm for rosette, 6mm for backplate with flush collar & 10mm for plate with raised collar.

Fixings

Supplied with 8mm x 110mm stainless steel lockpoint spindle and M6 grubscrew (64mm max. door thickness); alternative spindle lengths and functions are available - see pages ST6:070 & 080.

Installation instructions supplied.

How to Order

Split Finish Sets - order as singles

1) select LEVER (e.g. 7778)


2) add FINISH (e.g. 7778PC)

If single lever only required add HANDING (e.g. 7778PC/RH).

For single lever as exterior pairing with a CREMONE BOLT add CM to code (e.g. 7778PC/CM) - see DB3:200.

Backplates and Rosettes ordered separately - see sections ST3 and ST4.

Finishes - See our price list or website for finish availability.



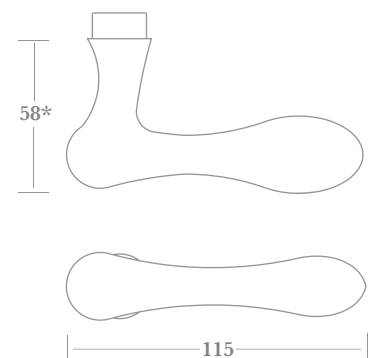
RH shown

▲ 7772



▲ shown with 4711A plate

▲ shown with 7845B rosette




* total projection: add 7mm for rosette, 6mm for backplate with flush collar & 10mm for plate with raised collar.

Door Levers

Two 1960's inspired Door Levers designed to work in conjunction with the Rosettes & Backplates to be found in sections ST3 & ST4.

Complementary Thumb Turns can be found in section ST7.



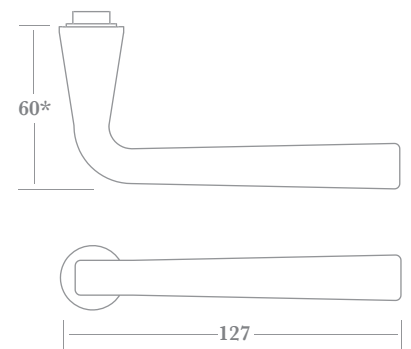
RH shown

▲ 7733



▲ shown with 4711A plate

▲ shown with 7843B rosette



* total projection: add 7mm for rosette, 6mm for backplate with flush collar & 10mm for plate with raised collar.

Fixings

Supplied with 8mm x 110mm stainless steel lockpoint spindle and M6 grubscrew (64mm max. door thickness); alternative spindle lengths and functions are available - see pages ST6:070 & 080.

Installation instructions supplied.

How to Order

Split Finish Sets - order as singles

1) select LEVER (e.g. 7733)


2) add FINISH (e.g. 7733PC)

If single lever only required add HANDING (e.g. 7733PC/RH).

For single lever as exterior pairing with a CREMONE BOLT add CM to code (e.g. 7733PC/CM) - see DB3:200.

Backplates and Rosettes ordered separately - see sections ST3 and ST4.

Finishes - See our price list or website for finish availability.



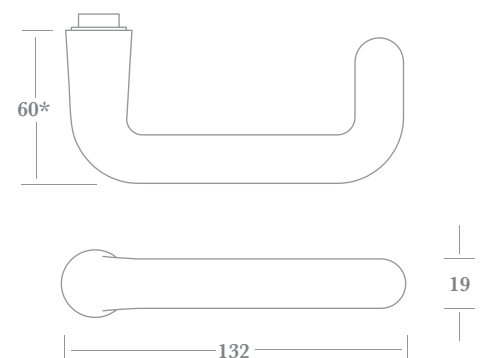
RH shown

▲ 7776



▲ shown with 6011A plate

▲ shown with 7847B rosette

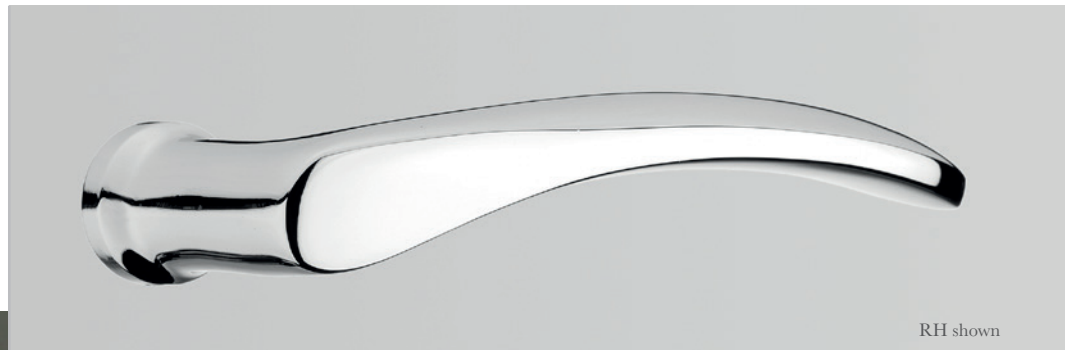


* total projection: add 7mm for rosette, 6mm for backplate with flush collar & 10mm for plate with raised collar.

Door Levers

Two classic 1950's period Door Levers designed to work in conjunction with the Rosettes & Backplates to be found in sections ST3 & ST4.

Complementary Thumb Turns can be found in section ST7.



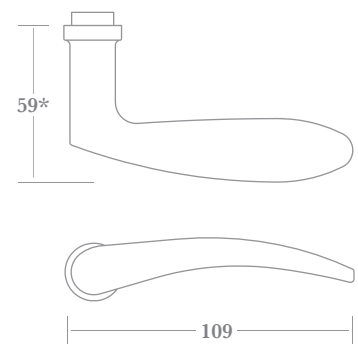
RH shown

▲ 7710



▲ shown with 5911A plate

▲ shown with 7844B rosette



* total projection: add 7mm for rosette, 6mm for backplate with flush collar & 10mm for plate with raised collar.

Fixings

Supplied with 8mm x 110mm stainless steel lockpoint spindle and M6 grubscrew (64mm max. door thickness); alternative spindle lengths and functions are available - see pages ST6:070 & 080.

Installation instructions supplied.

How to Order

Split Finish Sets - order as singles

1) select LEVER (e.g. 7710)


2) add FINISH (e.g. 7710PC)

If single lever only required add HANDING (e.g. 7710PC/RH).

For single lever as exterior pairing with a CREMONE BOLT add CM to code (e.g. 7710PC/RH/CM) - see DB3:200.

Backplates and Rosettes ordered separately - see sections ST3 and ST4.

Finishes - See our price list or website for finish availability.



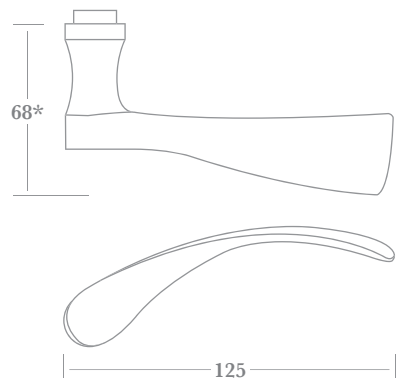
RH shown

▲ 7714



▲ shown with 4711A plate

▲ shown with 7844B rosette



* total projection: add 7mm for rosette, 6mm for backplate with flush collar & 10mm for plate with raised collar.

Door Levers

One Art Deco and two 1950's period Door Levers - designed to work in conjunction with the Rosettes & Backplates to be found in sections ST3 & ST4. Complementary Thumb Turns can be found in section ST7.



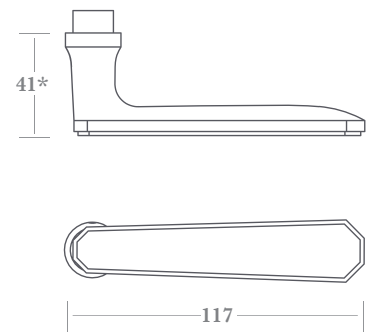
RH shown

▲ 7736



▲ shown with 6611A plate

▲ shown with 7841B rosette



* total projection: add 7mm for rosette, 6mm for backplate with flush collar & 10mm for plate with raised collar.

Fixings

Supplied with 8mm x 110mm stainless steel lockpoint spindle and M6 grubscrew (64mm max. door thickness); alternative spindle lengths and functions are available - see pages ST6:070 & 080. Installation instructions supplied.

How to Order

Split Finish Sets - order as singles

1) select LEVER (e.g. 7736)

2) add FINISH (e.g. 7736PC)

If single lever only required add HANDING (e.g. 7736PC/RH).


For single lever as exterior pairing with a CREMONE BOLT add CM to code (e.g. 7736PC/CM) - see DB3:200.

Backplates and Rosettes ordered separately - see sections ST3 and ST4.

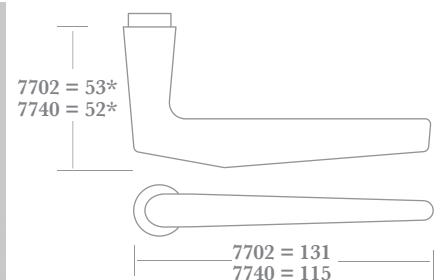
Finishes - See our price list or website for finish availability.



RH shown



▲ 7740 shown with 7844B rosette



* for total projection add rosette/backplate thickness (including raised collar if chosen).

Door Levers

Two classic Regency Scroll Door Levers designed to work in conjunction with the Rosettes & Backplates to be found in sections ST3 & ST4.

Complementary Thumb Turns can be found in section ST7.



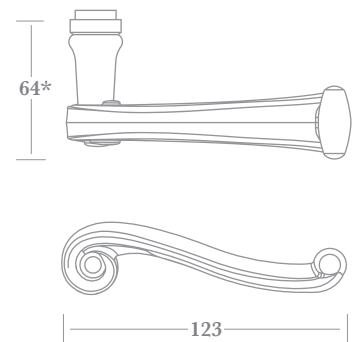
RH shown

▲ 7762



▲ shown with 5911A plate

▲ shown with 7841B rosette



* total projection: add 7mm for rosette, 6mm for backplate with flush collar & 10mm for plate with raised collar.

Fixings

Supplied with 8mm x 110mm stainless steel lockpoint spindle and M6 grubscrew (64mm max. door thickness); alternative spindle lengths and functions are available - see pages ST6:070 & 080.

Installation instructions supplied.

How to Order

Split Finish Sets - order as singles

1) select LEVER (e.g. 7767)

2) add FINISH (e.g. 7767PC).

If single lever only required add HANDING (e.g. 7767PC/RH).

For single lever as exterior pairing with a CREMONE BOLT add CM to code (e.g. 7767PC/RH/CM) - see DB3:200.

Backplates and Rosettes ordered separately - see sections ST3 and ST4.

Finishes - See our price list or website for finish availability.



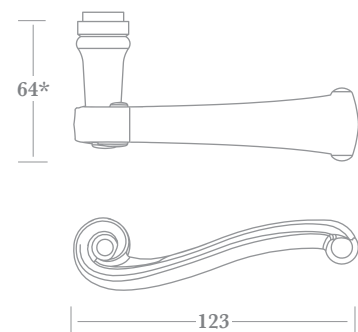
RH shown

▲ 7767



▲ shown with 6011A plate

▲ shown with 7834B rosette



* total projection: add 7mm for rosette, 6mm for backplate with flush collar & 10mm for plate with raised collar.

Door Levers

Two classic Edwardian Scroll Door Levers designed to work in conjunction with the Rosettes & Backplates to be found in sections ST3 & ST4.

Complementary Thumb Turns can be found in section ST7.



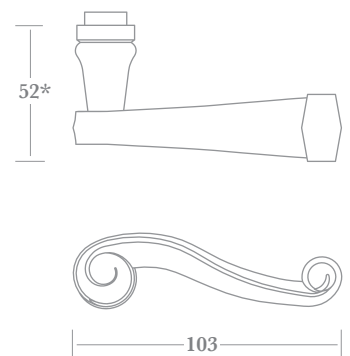
RH shown

▲ 7761



▲ shown with 6011A plate

▲ shown with 7822B rosette



* total projection: add 7mm for rosette, 6mm for backplate with flush collar & 10mm for plate with raised collar.

Fixings

Supplied with 8mm x 110mm stainless steel lockpoint spindle and M6 grubscrew (64mm max. door thickness); alternative spindle lengths and functions are available - see pages ST6:070 & 080.

Installation instructions supplied.

How to Order

Split Finish Sets - order as singles

1) select LEVER (e.g. 7766)

2) add FINISH (e.g. 7766PC)

If single lever only required add HANDING (e.g. 7766PC/RH).

For single lever as exterior pairing with a CREMONE BOLT add CM to code (e.g. 7766PC/RH/CM) - see DB3:200.

Backplates and Rosettes ordered separately - see sections ST3 and ST4.

Finishes - See our price list or website for finish availability.



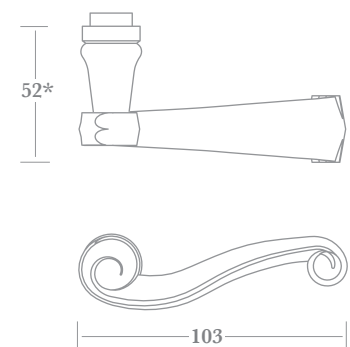
RH shown

▲ 7766



▲ shown with 5911A plate

▲ shown with 7847B rosette




* total projection: add 7mm for rosette, 6mm for backplate with flush collar & 10mm for plate with raised collar.

Door Levers

Two classic Georgian Scroll Door Levers designed to work in conjunction with the Rosettes & Backplates to be found in sections ST3 & ST4.

Complementary Thumb Turns can be found in section ST7.



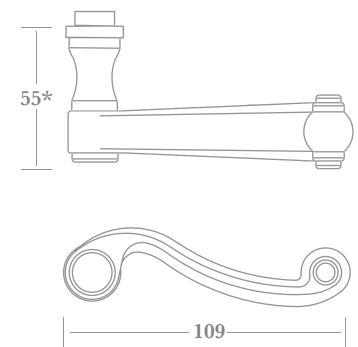
RH shown

▲ 7720



▲ shown with 6011A plate

▲ shown with 7847B rosette



* total projection: add 7mm for rosette, 6mm for backplate with flush collar & 10mm for plate with raised collar.

Fixings

Supplied with 8mm x 110mm stainless steel lockpoint spindle and M6 grubscrew (64mm max. door thickness); alternative spindle lengths and functions are available - see pages ST6:070 & 080.

Installation instructions supplied.

How to Order

Split Finish Sets - order as singles

1) select LEVER (e.g. 7720)

2) add FINISH (e.g. 7720PC)

If single lever only required add HANDING (e.g. 7720PC/RH).

For single lever as exterior pairing with a CREMONE BOLT add CM to code (e.g. 7720PC/RH/CM) - see DB3:200.

Backplates and Rosettes ordered separately - see sections ST3 and ST4.

Finishes - See our price list or website for finish availability.



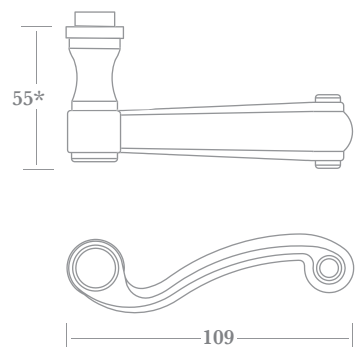
RH shown

▲ 7724



▲ shown with 5911A plate

▲ shown with 7834B rosette



* total projection: add 7mm for rosette, 6mm for backplate with flush collar & 10mm for plate with raised collar.

Door Lever

An Art Deco inspired Door Lever and a modern starburst Door Lever, designed to work in conjunction with the Rosettes & Backplates to be found in sections ST3 & ST4.

Complementary Thumb Turns can be found in section ST7.



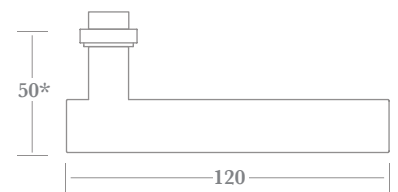
RH shown

▲ 7730



▲ shown with 3221B plate

▲ shown with 7842B rosette



* total projection: add rosette or backplate thickness including collar.

Fixings

Supplied with 8mm x 110mm stainless steel lockpoint spindle and M6 grubscrew (64mm max. door thickness); alternative spindle lengths and functions are available - see pages ST6:070 & 080.

Installation instructions supplied.

How to Order

Split Finish Sets - order as singles

1) select LEVER (e.g. 7730)

PLEASE NOTE: To work with Sprung Rosettes, the Lever needs to be machined to fit and 'SPG' must be added to the code eg. 7730SPG/...


2) add FINISH (e.g. 7730PC)

If single lever only required add HANDING (e.g. 7730PC/RH).

For single lever as exterior pairing with a CREMONE BOLT add CM to code (e.g. 7730PC/RH/CM) - see DB3:200.


Backplates and Rosettes ordered separately - see sections ST3 and ST4.

Finishes - See our price list or website for finish availability.



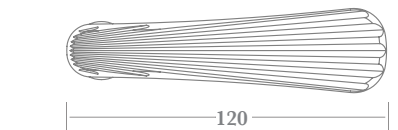
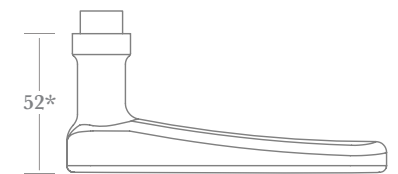
RH shown

▲ 7701



▲ shown with 5111A plate

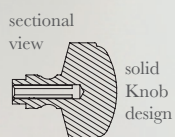
▲ shown with 7831B rosette



* total projection: add rosette or backplate thickness including collar.

Door Knobs

Two contemporary Door Knobs - in smooth and linear textures, both available in four sizes - designed to work in conjunction with the Rosettes & Backplates to be found in sections ST3 & ST4. Matching Cabinet Knobs are available, see section CF1.

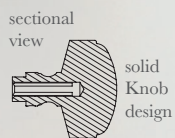
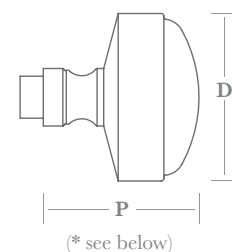


approx actual size B

▲ 7679



▲ 7679B with 7821B rosette

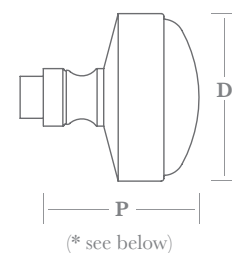


approx actual size B

▲ 7680



▲ 7680B with 7821B rosette



Fixings

Supplied with 8mm x 110mm stainless steel lockpoint spindle and M6 grub screw (64mm max. door thickness); alternative spindle lengths and functions are available - see pages ST6:070 & 080.

Installation instructions supplied.

How to Order

Split Finish Sets - order as singles

1) select KNOB (e.g. 7679)

PLEASE NOTE: To work with Sprung Rosettes, the Knob needs to be machined to fit and 'SPG' must be added to the code eg. 7679SPG/...

2) add FINISH (e.g. 7679PC)

3) add SIZE (e.g. 7679PC/B)

For HALF SET (single knob) add /H (e.g. 7679PC/B/H).

Backplates and Rosettes ordered separately - see sections ST3 and ST4.

Finishes - See our price list or website for finish availability.

	A	B	C	D
D (diameter)	Ø 48	Ø 54	Ø 64	Ø 75
P (projection)	55*	57*	59*	62*

* total projection: add rosette or backplate thickness including collar.

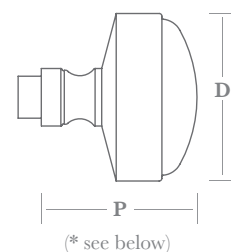
Door Knobs

Two contemporary Door Knobs - in square and diamond mesh textures, both available in four sizes - designed to work in conjunction with the Rosettes & Backplates to be found in sections ST3 & ST4.

Matching Cabinet Knobs are available, see section CF1.



▲ 7681



Fixings

Supplied with 8mm x 110mm stainless steel lockpoint spindle and M6 grubscrew (64mm max. door thickness); alternative spindle lengths and functions are available - see pages ST6:070 & 080.

Installation instructions supplied.

How to Order

Split Finish Sets - order as singles

1) select KNOB (e.g. 7681)

PLEASE NOTE: To work with Sprung Rosettes, the Knob needs to be machined to fit and 'SPG' must be added to the code eg. 7681SPG/...

2) add FINISH (e.g. 7681PC)

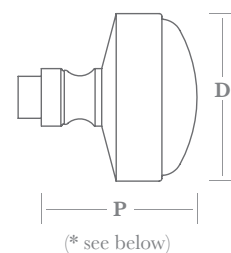
3) add SIZE (e.g. 7681PC/B)

For HALF SET (single knob) add /H (e.g. 7681PC/B/H).

Backplates and Rosettes ordered separately - see sections ST3 and ST4.



▲ 7682



Finishes - See our price list or website for finish availability.

	A	B	C	D
D (diameter)	Ø 48	Ø 54	Ø 64	Ø 75
P (projection)	55*	57*	59*	62*

* total projection: add rosette or backplate thickness including collar.


Door Knobs

Two traditional period Door Knobs - both available in three sizes - designed to work in conjunction with the Rosettes & Backplates to be found in sections ST3 & ST4.

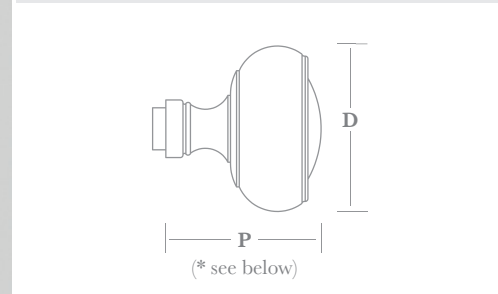
Complementary Thumb Turns can be found in section ST7, and Cabinet Knobs in section CF1.



▲ 7620



▲ 7620B with 6000B plate



▲ 7620C with 7820C rosette

Fixings

Supplied with 8mm x 110mm stainless steel lockpoint spindle and M6 grubscrew (64mm max. door thickness); alternative spindle lengths and functions are available - see pages ST6:070 & 080. Installation instructions supplied.

How to Order

Split Finish Sets - order as singles

- 1) select KNOB (e.g. 7620)
- 2) add FINISH (e.g. 7620PC)
- 3) add SIZE (e.g. 7620PC/B)

For HALF SET (single knob) add /H (e.g. 7620PC/B/H).

Backplates and Rosettes ordered separately - see sections ST3 and ST4.

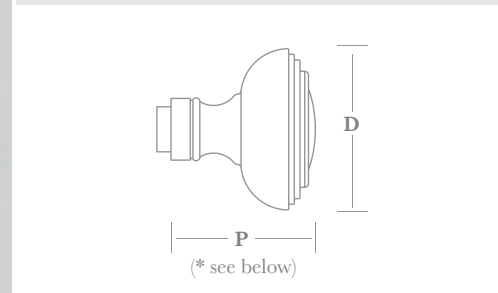
Finishes - See our price list or website for finish availability.



▲ 7625



▲ 7625B with 8700B plate



▲ 7625C with 7823C rosette

	A	B	C
D (diameter)	Ø 51	Ø 56	Ø 63
P (projection)	48*	52*	59*

* total projection: add 7mm for rosette, 6mm for backplate with flush collar & 10mm for plate with raised collar.


Door Knobs

Two classic Door Knobs - both available in four sizes - designed to work in conjunction with the Rosettes & Backplates to be found in sections ST3 & ST4.

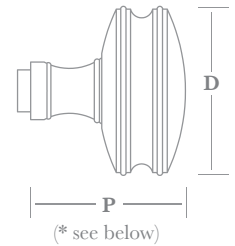
Complementary Thumb Turns can be found in section ST7, and Cabinet Knobs in section CF1.



▲ 7650



▲ 7650B with 5900B plate



▲ 7650C with 7841C rosette

Fixings

Supplied with 8mm x 110mm stainless steel lockpoint spindle and M6 grubscrew (64mm max. door thickness); alternative spindle lengths and functions are available - see pages ST6:070 & 080.

Installation instructions supplied.

How to Order


Split Finish Sets - order as singles

- 1) select KNOB (e.g. 7650)
- 2) add FINISH (e.g. 7650PC)
- 3) add SIZE (e.g. 7650PC/B)


For HALF SET (single knob) add /H (e.g. 7650PC/B/H).

Backplates and Rosettes ordered separately - see sections ST3 and ST4.

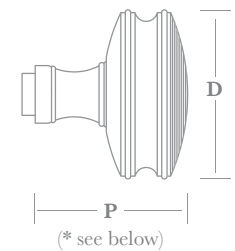
Finishes - See our price list or website for finish availability.



▲ 7651



▲ 7651B with 5900B plate



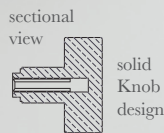

▲ 7651C with 7827C rosette

	A	B	C	D
D (diameter)	Ø 48	Ø 54	Ø 64	Ø 75
P (projection)	44*	53*	59*	65*

* total projection: add 7mm for rosette, 6mm for backplate with flush collar & 10mm for plate with raised collar.

Door Knobs

Two contemporary Door Knobs - both available in three sizes - designed to work in conjunction with the Rosettes & Backplates to be found in sections ST3 & ST4. Complementary Thumb Turns can be found in section ST7, and Cabinet Knobs in section CF1.


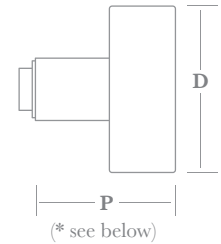


approx actual size B

▲ 7628



▲ 7628B with 4900C plate



▲ 7628B with 7843C rosette

Fixings

Supplied with 8mm x 110mm stainless steel lockpoint spindle and M6 grubscrew (64mm max. door thickness); alternative spindle lengths and functions are available - see pages ST6:070 & 080. Installation instructions supplied.

How to Order

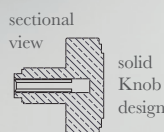
Split Finish Sets - order as singles

- 1) select KNOB (e.g. 7628)
- 2) add FINISH (e.g. 7628PC)
- 3) add SIZE (e.g. 7628PC/B)

For HALF SET (single knob) add /H (e.g. 7628PC/B/H).

Backplates and Rosettes ordered separately - see sections ST3 and ST4.

Finishes - See our price list or website for finish availability.

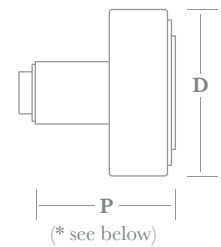


approx actual size B

▲ 7629



▲ 7629B with 5900C plate



▲ 7629B with 7842C rosette


	A	B	C
D (diameter)	Ø 56	Ø 63	Ø 75
P (projection)	51	54	57

* total projection: add 7mm for rosette, 6mm for backplate with flush collar & 10mm for plate with raised collar.

Door Knobs

Two contemporary Door Knobs - both available in three sizes - designed to work in conjunction with the Rosettes & Backplates to be found in sections ST3 & ST4.

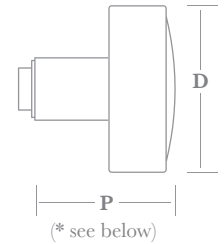
Complementary Thumb Turns can be found in section ST7, and Cabinet Knobs in section CF1.



▲ 7630



▲ 7630B with 5900C plate



▲ 7630B with 7842C rosette

Fixings

Supplied with 8mm x 110mm stainless steel lockpoint spindle and M6 grubscrew (64mm max. door thickness); alternative spindle lengths and functions are available - see pages ST6:070 & 080.

Installation instructions supplied.

How to Order


Split Finish Sets - order as singles

- 1) select KNOB (e.g. 7630)
- 2) add FINISH (e.g. 7630PC)
- 3) add SIZE (e.g. 7630PC/B)


For HALF SET (single knob) add /H (e.g. 7630PC/B/H).

Backplates and Rosettes ordered separately - see sections ST3 and ST4.


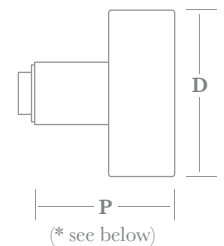
Finishes - See our price list or website for finish availability.



▲ 7632



▲ 7632B with 4900C plate



▲ 7632B with 7843C rosette

	A	B	C
D (diameter)	Ø 56	Ø 63	Ø 75
P (projection) 7630	51	54	59
7632	51	54	57

* total projection: add 7mm for rosette, 6mm for backplate with flush collar & 10mm for plate with raised collar.

Door Knobs

Two classic Art Deco period Door Knobs designed to work in conjunction with the Rosettes & Backplates to be found in sections ST3 & ST4.

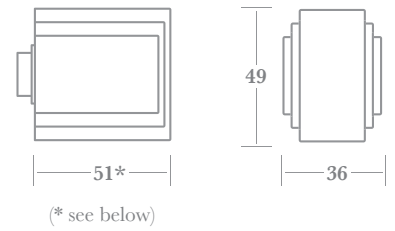
Complementary Thumb Turns can be found in section ST7, and Cabinet Knobs in section CF1.



▲ **7668** (square edge design)



▲ **7668** with **6700B** plate



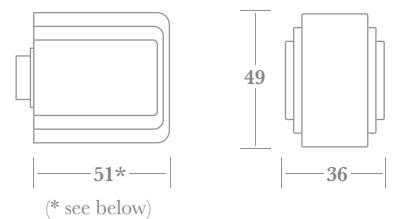
▲ **7668** with **7842B** rosette



▲ **7669** (round edge design)



▲ **7669** with **6800B** plate



▲ **7669** with **7842B** rosette

Fixings

Supplied with 8mm x 110mm stainless steel lockpoint spindle and M6 grubscrew (64mm max. door thickness); alternative spindle lengths and functions are available - see pages ST6:070 & 080.

Installation instructions supplied.

How to Order

Split Finish Sets - order as singles

1) select KNOB design (e.g. **7668**)

2) add FINISH (e.g. 7668**PC**)

For HALF SET (single knob) add /H (e.g. 7668**PC/H**).

Backplates and Rosettes ordered separately - see sections ST3 and ST4.

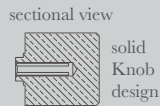

Finishes - See our price list or website for finish availability.

* total projection: add 7mm for rosette & 6mm for backplate. Knob design not suitable for use with backplates fitted with raised collars.

Door Knobs

Two classic 1960's period Door Knobs designed to work in conjunction with the Rosettes & Backplates to be found in sections ST3 & ST4.

Complementary Thumb Turns can be found in section ST7, and Cabinet Knobs in section CF1.

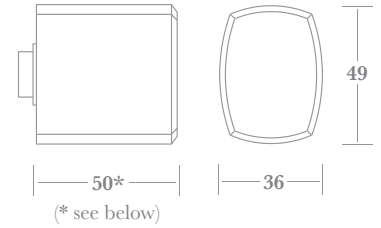


approx actual size

▲ 7660



▲ 7660 with 5900B plate



▲ 7660 with 7842B rosette

Fixings

Supplied with 8mm x 110mm stainless steel lockpoint spindle and M6 grubscrew (64mm max. door thickness); alternative spindle lengths and functions are available - see pages ST6:070 & 080.

Installation instructions supplied.

How to Order

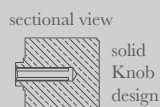
Split Finish Sets - order as singles

- 1) select KNOB (e.g. 7660)
- 2) add FINISH (e.g. 7660PC)

For HALF SET (single knob) add /H (e.g. 7660PC/H).

Backplates and Rosettes ordered separately - see sections ST3 and ST4.

Finishes - See our price list or website for finish availability.

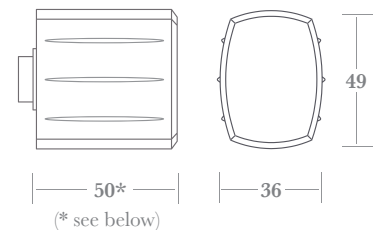


approx actual size

▲ 7661



▲ 7661 with 5900B plate



▲ 7661 with 7842B rosette

* total projection: add 7mm for rosette & 6mm for backplate. Knob design not suitable for use with backplates fitted with raised collars.

Door Knobs

Two traditional period Door Knobs designed to work in conjunction with the Rosettes & Backplates to be found in sections ST3 & ST4.

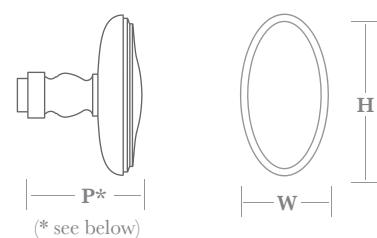
Complementary Thumb Turns can be found in section ST7, and Cabinet Knobs in section CF1.



▲ 7674



▲ 7674B with 7846B rosette



	A	B
H x W	68 x 37	76 x 42
P (projection)	52	55

Fixings

Supplied with 8mm x 110mm stainless steel lockpoint spindle and M6 grubscrew (64mm max. door thickness); alternative spindle lengths and functions are available - see pages ST6:070 & 080.

Installation instructions supplied.

How to Order

Split Finish Sets - order as singles

- 1) select KNOB (e.g. 7665)
- 2) add FINISH (e.g. 7665PC)
- 3) add SIZE (e.g. 7665PC/B)

For HALF SET (single knob) add /H (e.g. 7665PC/B/H).

For half set (single knob) as exterior pairing with a CREMONE BOLT add CM to code (e.g. 7674PC/A//CM) - see DB3:200..

Backplates and Rosettes ordered separately - see sections ST3 and ST4.

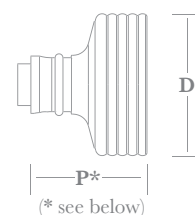
Finishes - See our price list or website for finish availability.



▲ 7665



▲ 7665A with 5900B plate



▲ 7665A with 7822B rosette

7665	A	B	C	D
D (diameter)	Ø 48	Ø 54	Ø 64	Ø 75
P (projection)	42*	44*	46*	48*

* total projection: add 7mm for rosette, 6mm for backplate with flush collar & 10mm for plate with raised collar.

Door Knobs

One contemporary and one classic 1950's period Door Knob - both designed to work in conjunction with the Rosettes & Backplates to be found in sections ST3 & ST4.

Complementary Thumb Turns can be found in section ST7, and Cabinet Knobs in section CF1.



sectional view

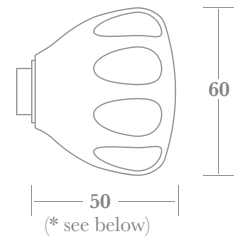


approx actual size

▲ 7667



▲ 7667 with 5900B plate



▲ 7667 with 7845B rosette

Fixings

Supplied with 8mm x 110mm stainless steel lockpoint spindle and M6 grubscrew (64mm max. door thickness); alternative spindle lengths and functions are available - see pages ST6:070 & 080.

Installation instructions supplied.

How to Order

Split Finish Sets - order as singles

- 1) select KNOB (e.g. 7667)
- 2) add FINISH (e.g. 7667PC)

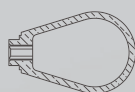
For HALF SET (single knob) add /H (e.g. 7667PC/H).

Backplates and Rosettes ordered separately - see sections ST3 and ST4.

Finishes - See our price list or website for finish availability.




sectional view

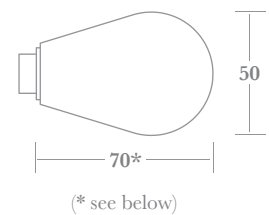


approx actual size

▲ 7672



▲ 7672 with 6000B plate



▲ 7672 with 7842B rosette

* total projection: add 7mm for rosette, 6mm for backplate with flush collar & 10mm for plate with raised collar.

Door Knobs

One contemporary and one traditional period Door Knob - both designed to work in conjunction with the Rosettes & Backplates to be found in sections ST3 & ST4.

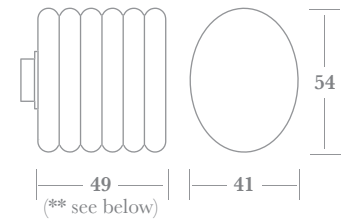
Complementary Thumb Turns can be found in section ST7, and Cabinet Knobs in section CF1.



▲ 7666



▲ 7666 with 4950B plate



▲ 7666 with 7843B rosette

Fixings

Supplied with 8mm x 110mm stainless steel lockpoint spindle and M6 grubscrew (64mm max. door thickness); alternative spindle lengths and functions are available - see pages ST6:070 & 080.

Installation instructions supplied.

How to Order

Split Finish Sets - order as singles

- 1) select KNOB (e.g. 7694)
- 2) add FINISH (e.g. 7694PC)
- 3) 7694 add SIZE (e.g. 7694PC/B)

For HALF SET (single knob) add /H (e.g. 7694PC/B/H).

Backplates and Rosettes ordered separately - see sections ST3 and ST4.

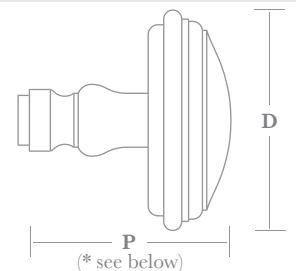
Finishes - See our price list or website for finish availability.



▲ 7694



▲ 7694B with 6000B plate



▲ 7694B with 7846B rosette

	A	B
D (diameter)	Ø 62	Ø 75
P (projection)	59*	71*


* total projection: add 7mm for rosette, 6mm for backplate with flush collar & 10mm for plate with raised collar.

** Knob design not suitable for use with backplates fitted with raised collars.

Door Knobs

One traditional period, and one classic contemporary Octagonal Door Knob - both designed to work in conjunction with the Rosettes & Backplates to be found in sections ST3 & ST4.

Complementary Thumb Turns can be found in section ST7, and Cabinet Knobs in section CF1.



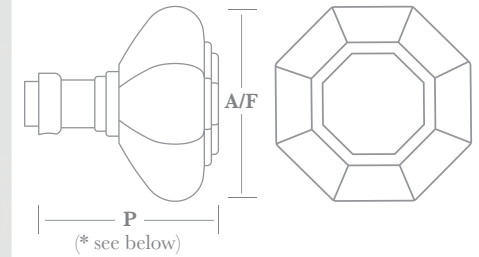
▲ 7637



▲ 7624



▲ 7637A with 7837B rosette

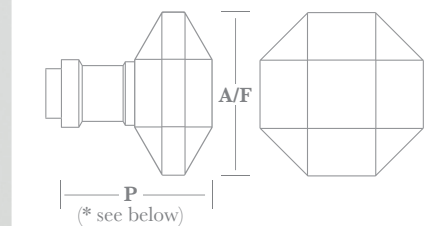


7637	A	B
A/F (across flats)	57	69
P (projection)	55	64

A/F = dimension across flats



▲ 7624A with 7824A rosette



7624	A	B	C
A/F (across flats)	53	60	70
P (projection)	49	52	56

A/F = dimension across flats

Fixings

Supplied with 8mm x 110mm stainless steel lockpoint spindle and M6 grubscrew (64mm max. door thickness); alternative spindle lengths and functions are available - see pages ST6:070 & 080. Installation instructions supplied.

How to Order

Split Finish Sets - order as singles

- 1) select KNOB (e.g. 7637)
- 2) add FINISH (e.g. 7637PC)
- 3) add SIZE (e.g. 7637PC/B).

For HALF SET (single knob) add /H (e.g. 7637PC/B/H).

For half set (single knob) as exterior pairing with a CREMONE BOLT add CM to code (e.g. 7637PC/B/CM) - see DB3:200.

Backplates and Rosettes ordered separately - see sections ST3 and ST4.

Finishes - See our price list or website for finish availability.

* total projection: add 7mm for rosette, 6mm for backplate with flush collar & 10mm for plate with raised collar.

Door Knobs

One Art Deco and one Domed Oval Door Knob - both designed to work in conjunction with the Rosettes & Backplates to be found in sections ST3 & ST4.

Complementary Thumb Turns can be found in section ST7, and Cabinet Knobs in section CF1.

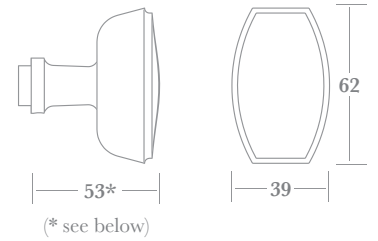


approx actual size

▲ **7631**



▲ **7631** with **6600B** plate



▲ **7631** with **7826** plate

Fixings

Supplied with 8mm x 110mm stainless steel lockpoint spindle and M6 grubscrew (64mm max. door thickness); alternative spindle lengths and functions are available - see pages ST6:070 & 080.

Installation instructions supplied.

How to Order

Split Finish Sets - order as singles

1) select KNOB (e.g. **7631**)

2) add FINISH (e.g. **7631PC**)

For HALF SET (single knob) add /H (e.g. **7631PC/H**).

For half set (single knob) as exterior pairing with a CREMONE BOLT add CM to code (e.g. **7631PC/CM**) - see DB3:200.

Backplates and Rosettes ordered separately - see sections ST3 and ST4.

Finishes - See our price list or website for finish availability.

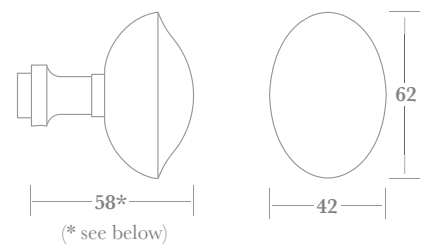


approx actual size

▲ **7657**



▲ **7657** with **5951B** plate



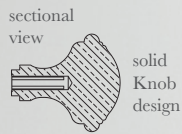
▲ **7657** with **7827B** rosette

* total projection: add 7mm for rosette, 6mm for backplate with flush collar & 10mm for plate with raised collar.

Door Knobs

Two traditional period Door Knobs - both available in two sizes - designed to work in conjunction with the Rosettes & Backplates to be found in sections ST3 & ST4.

Complementary Thumb Turns can be found in section ST7, and Cabinet Knobs in section CF1.

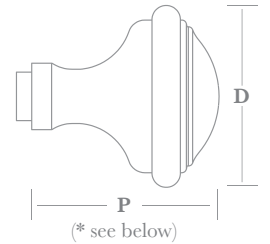


approx actual size B

▲ 7648



▲ 7648B with 5951B plate



▲ 7648B with 7834B rosette

Fixings

Supplied with 8mm x 110mm stainless steel lockpoint spindle and M6 grubscrew (64mm max. door thickness); alternative spindle lengths and functions are available - see pages ST6:070 & 080.

Installation instructions supplied.

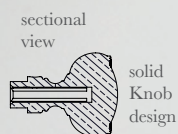
How to Order

Split Finish Sets - order as singles

- 1) select KNOB (e.g. 7619)
- 2) add FINISH (e.g. 7619PC)
- 3) add SIZE (e.g. 7619PC/B)

For HALF SET (single knob) add /H (e.g. 7619PC/B/H).

Backplates and Rosettes ordered separately - see sections ST3 and ST4.

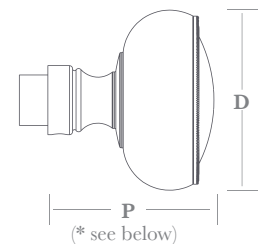


approx actual size B

▲ 7619



▲ 7619B with 7848B rosette



▲ 7619B with 7849B rosette

Finishes - See our price list or website for finish availability.

		D (diameter)	P (projection)
7648	A	Ø 54	52*
	B	Ø 60	62*
7619	A	Ø 50	47*
	B	Ø 57	52*
	C	Ø 63	57*

* total projection: add 7mm for rosette, 6mm for backplate with flush collar & 10mm for plate with raised collar.

Door Knobs

Two traditional period Door Knobs - both available in two sizes - designed to work in conjunction with the Rosettes & Backplates to be found in sections ST3 & ST4.

Complementary Thumb Turns can be found in section ST7, and Cabinet Knobs in section CF1.



Fixings

Supplied with 8mm x 110mm stainless steel lockpoint spindle and M6 grubscrew (64mm max. door thickness); alternative spindle lengths and functions are available - see pages ST6:070 & 080.

Installation instructions supplied.

How to Order

Split Finish Sets - order as singles

- 1) select KNOB (e.g. **7636**)
- 2) add FINISH (e.g. 7636**PC**)
- 3) add SIZE (e.g. 7636**PC/B**)

For HALF SET (single knob) add /H (e.g. 7636**PC/B/H**).

Backplates and Rosettes ordered separately - see sections ST3 and ST4.

Finishes - See our price list or website for finish availability.

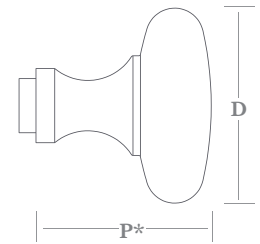


▲ **7622**

approx actual size A



▲ **7622A** with **7822B** rosette

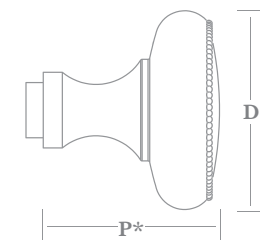


▲ **7636**

approx actual size A



▲ **7636A** with **7838B** rosette

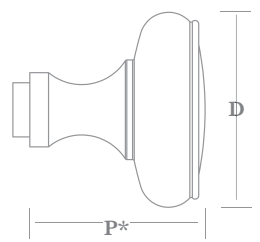


▲ **7635**

approx actual size A



▲ **7635A** with **7822B** rosette



	A	B
D (diameter)	Ø 57	Ø 63
P (projection)	51*	52*

* total projection: add 7mm for rosette, 6mm for backplate with flush collar & 10mm for plate with raised collar.

Door Knobs

Two traditional period Door Knobs - both available in four sizes - designed to work in conjunction with the Rosettes & Backplates to be found in sections ST3 & ST4.

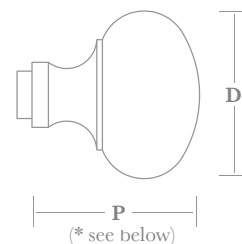
Complementary Thumb Turns can be found in section ST7, and Cabinet Knobs in section CF1.



▲ 7634



▲ 7634B with 5900B plate



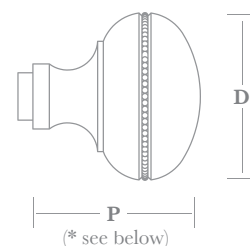
▲ 7634B with 7834B rosette



▲ 7638



▲ 7638B with 4700B plate



▲ 7638B with 7838B rosette

Fixings

Supplied with 8mm x 110mm stainless steel lockpoint spindle and M6 grubscrew (64mm max. door thickness); alternative spindle lengths and functions are available - see pages ST6:070 & 080.

Installation instructions supplied.

How to Order

Split Finish Sets - order as singles

- 1) select KNOB (e.g. 7638)
- 2) add FINISH (e.g. 7638PC)
- 3) add SIZE (e.g. 7638PC/B)

For HALF SET (single knob) add /H (e.g. 7638PC/B/H).

Backplates and Rosettes ordered separately - see sections ST3 and ST4.

Finishes - See our price list or website for finish availability.

	AA	A	B	C
D (diameter)	Ø 44	Ø 51	Ø 57	Ø 63
P (projection)	45*	51*	56*	61*

* total projection: add 7mm for rosette, 6mm for backplate with flush collar & 10mm for plate with raised collar.

Door Knobs

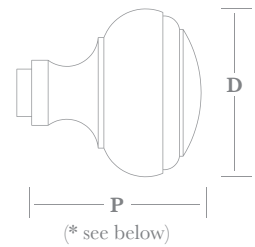
Two traditional period Door Knobs - both available in four sizes - designed to work in conjunction with the Rosettes & Backplates to be found in sections ST3 & ST4. Complementary Thumb Turns can be found in section ST7, and Cabinet Knobs in section CF1.



▲ 7641



▲ 7641B with 4950B plate



▲ 7641B with 7834B rosette

Fixings

Supplied with 8mm x 110mm stainless steel lockpoint spindle and M6 grubscrew (64mm max. door thickness); alternative spindle lengths and functions are available - see pages ST6:070 & 080.

Installation instructions supplied.

How to Order

Split Finish Sets - order as singles

- 1) select KNOB (e.g. 7645)
- 2) add FINISH (e.g. 7645PC)
- 3) add SIZE (e.g. 7645PC/B)

For HALF SET (single knob) add /H (e.g. 7645PC/B/H).

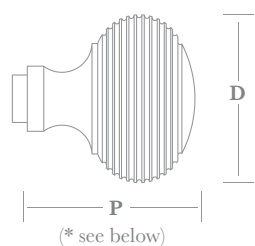
Backplates and Rosettes ordered separately - see sections ST3 and ST4.



▲ 7645



▲ 7645B with 5951B plate



▲ 7645B with 7827B rosette

Finishes - See our price list or website for finish availability.

	AA	A	B	C
D (diameter)	Ø 44	Ø 51	Ø 57	Ø 63
P (projection)	45*	51*	56*	61*

* total projection: add 7mm for rosette, 6mm for backplate with flush collar & 10mm for plate with raised collar.


Door Knobs

Three traditional period Door Knobs designed to work in conjunction with the Rosettes & Backplates to be found in sections ST3 & ST4.


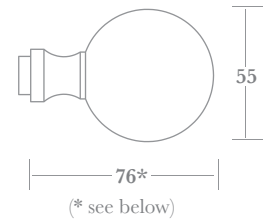
Complementary Thumb Turns can be found in section ST7, and Cabinet Knobs in section CF1.



▲ 7614




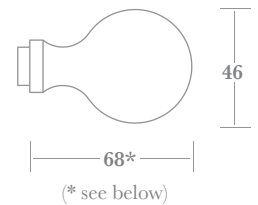
▲ 7614 with 7821B rosette



▲ 7623



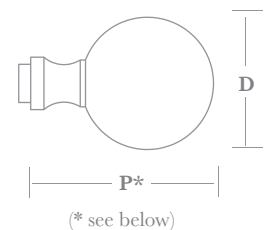
▲ 7623 with 7841B rosette



▲ 7612 (solid Knob design)



▲ 7612 with 7821B rosette



	A	B
D (diameter)	Ø 48	Ø 55
P (projection)	69*	76*

Fixings

Supplied with 8mm x 110mm stainless steel lockpoint spindle and M6 grubscrew (64mm max. door thickness); alternative spindle lengths and functions are available - see pages ST6:070 & 080.

Installation instructions supplied.

How to Order

Split Finish Sets - order as singles

1) select KNOB (e.g. 7623)

PLEASE NOTE: To work with Sprung Rosettes, the Knob needs to be machined to fit and 'SPG' must be added to the code eg. 7623SPG/...

2) add FINISH (e.g. 7623PC)

For HALF SET (single knob) add /H (e.g. 7623PC/H).

Backplates and Rosettes ordered separately - see sections ST3 and ST4.

Finishes - See our price list or website for finish availability.

* total projection: add rosette or backplate thickness including collar.

Door Knobs

Three traditional period Door Knobs designed to work in conjunction with the Rosettes & Backplates to be found in sections ST3 & ST4.

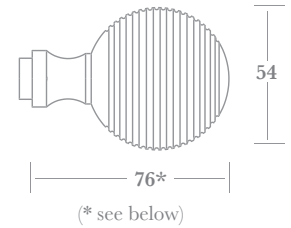
Complementary Thumb Turns can be found in section ST7, and Cabinet Knobs in section CF1.



▲ 7618



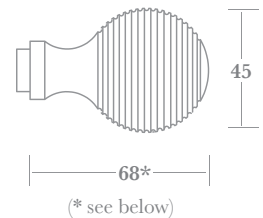
▲ 7618 with 7827B rosette



▲ 7627



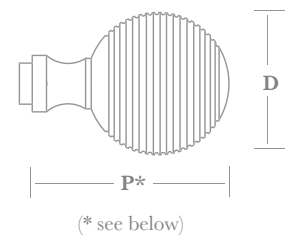
▲ 7627 with 7841B rosette



▲ 7613 (solid Knob design)



▲ 7613 with 7827B rosette



	A	B
D (diameter)	Ø 48	Ø 55
P (projection)	69*	76*

Fixings

Supplied with 8mm x 110mm stainless steel lockpoint spindle and M6 grubscrew (64mm max. door thickness); alternative spindle lengths and functions are available - see pages ST6:070 & 080.

Installation instructions supplied.

How to Order

Split Finish Sets - order as singles

1) select KNOB (e.g. 7627)

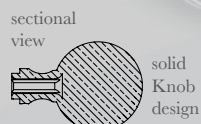
PLEASE NOTE: To work with Sprung Rosettes, the Knob needs to be machined to fit and 'SPG' must be added to the code eg. 7627SPG/...

2) add FINISH (e.g. 7627PC)

For HALF SET (single knob) add /H (e.g. 7627PC/H).

Backplates and Rosettes ordered separately - see sections ST3 and ST4.

Finishes - See our price list or website for finish availability.




approx actual size

* total projection: add rosette or backplate thickness including collar.

Door Knobs

Two Oval Door Knobs designed to work in conjunction with the Rosettes & Backplates to be found in sections ST3 & ST4.

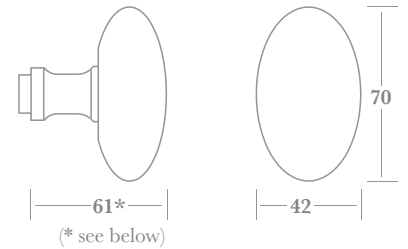
Complementary Thumb Turns can be found in section ST7, and Cabinet Knobs in section CF1.



▲ 7616



▲ 7616 with 6000B plate



▲ 7616 with 7846B rosette

Fixings

Supplied with 8mm x 110mm stainless steel lockpoint spindle and M6 grubscrew (64mm max. door thickness); alternative spindle lengths and functions are available - see pages ST6:070 & 080.

Installation instructions supplied.

How to Order

Split Finish Sets - order as singles

- 1) select KNOB (e.g. 7621)
- 2) add FINISH (e.g. 7621PC)

For HALF SET (single knob) add /H (e.g. 7621PC/H).

For half set (single knob) as exterior pairing with a CREMONE BOLT add CM to code (e.g. 7621PC/CM) - see DB3:200.

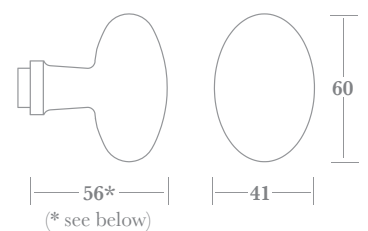
Backplates and Rosettes ordered separately - see sections ST3 and ST4.



▲ 7621



▲ 7621 with 6000B plate



▲ 7621 with 7847B rosette

Finishes - See our price list or website for finish availability.

* total projection: add 7mm for rosette, 6mm for backplate with flush collar & 10mm for plate with raised collar.

Door Knobs

One 1950's inspired, and one traditional period, Door Knob - both designed to work in conjunction with the Rosettes & Backplates to be found in sections ST3 & ST4.

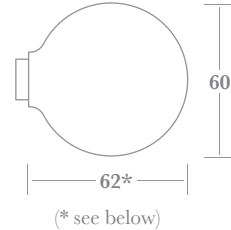
Complementary Thumb Turns can be found in section ST7, and Cabinet Knobs in section CF1.



▲ 7615



▲ 7615 with 5900B plate



▲ 7615 with 7845B rosette

Fixings

Supplied with 8mm x 110mm stainless steel lockpoint spindle and M6 grubscrew (64mm max. door thickness); alternative spindle lengths and functions are available - see pages ST6:070 & 080. Installation instructions supplied.

How to Order

Split Finish Sets - order as singles

- 1) select KNOB (e.g. 7615)
- 2) add FINISH (e.g. 7615PC)
- 3) 7653 add SIZE (e.g. 7653PC/B)

For HALF SET (single knob) add /H (e.g. 7615PC/H).

Backplates and Rosettes ordered separately - see sections ST3 and ST4.

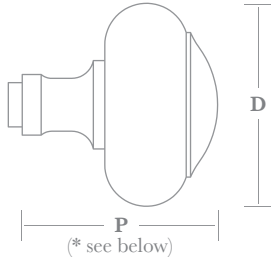
Finishes - See our price list or website for finish availability.



▲ 7653



▲ 7653B with 5900B plate



▲ 7653B with 7834B rosette

	A	B
D (diameter)	Ø 60	Ø 73
P (projection)	58*	70*

* total projection: add 7mm for rosette, 6mm for backplate with flush collar & 10mm for plate with raised collar.

Rosettes - Face fixed


A selection of seven traditional period designs of face fixed Rosettes, four of which are available in two sizes; and all seven are designed to work in conjunction with the Door Levers & Door Knobs to be found in sections ST1 & ST2.



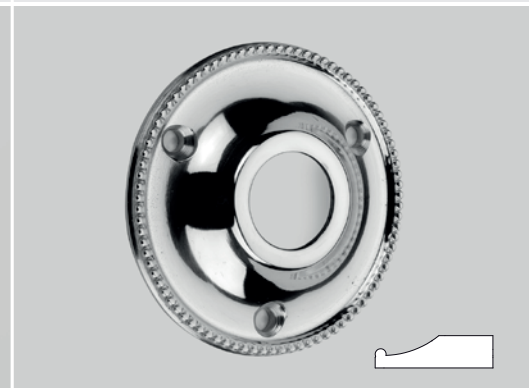
▲ 2721



▲ 2722



▲ 2727



▲ 2738



▲ 2755 57 x 57 x 7



▲ 2731 63 x 43 x 6



▲ 2753 70 x 45 x 10

Fixings

Supplied with finish matched no.6 x 19mm wood screws, alignment collars and installation instructions.

How to Order

Split Finish Sets - order as singles

- 1) select ROSETTE/BACKPLATE (e.g. 2755)
- 2) add FINISH (e.g. 2755PB)
- 3) 2721, 2722, 2727 & 2738 only - add SIZE (e.g. 2722PB/B).

For HALF SET (single rosette) add/H (e.g. 2755PB/H or 2722PB/B/H).

Finishes - See our price list or website for finish availability.

	A	B	Proj
2721/2727	Ø 57	Ø 63	10
2722/2738	Ø 57	Ø 65	12



FIX DEAD DUMMY MOUNT achieved using 9001 (sold separately see page ST6:080).




ALIGNMENT COLLARS SUPPLIED

Rosettes - Concealed fix

A selection of six traditional period designs of concealed fix Rosettes, all available in four sizes; and all designed to work in conjunction with the Door Levers & Door Knobs to be found in sections ST1 & ST2.

All shown in size B



Fixings

Supplied with subroses, no.4 x 13mm wood screws, alignment collars and installation instructions.

Fix Dead Rosettes are supplied with 7813 mounts in place of standard subroses (*).

Pair of Pre-Bore Rosettes (sizes C & D only) supplied with 7800 Pre-Bore Adaptor in place of standard subroses (*).

(* See pages ST6:070 & 080 for details.

How to Order

Split Finish Sets - order as singles

- 1) select ROSETTE (e.g. **7834**)
- 2) add FINISH (e.g. **7834PB**)
- 3) add SIZE (**7834PB/B**).

For HALF SET (single rosette) add/H (e.g. **7834PB/B/H**).

For pair of rosettes FIX DEAD add FDS (e.g. **7834PB/B/FDS**).

For single rosette FIX DEAD add FD (e.g. **7834PB/B/H/FD**).

For PRE-BORE ADAPTOR (sizes C & D only) add PRE (e.g. **7834PB/C/PRE**).

Finishes - See our price list or website for finish availability.



*7mm except D size is 9mm

	A	B	C	D
D (dia)	Ø 44	Ø 54	Ø 64	Ø 76

Custom sizes available upon request - surcharge may apply.



FIX DEAD DUMMY OPTION

SUBROSES & ALIGNMENT COLLARS SUPPLIED

PRE-BORE ADAPTOR AVAILABLE


Rosettes - Concealed fix

Four modern contemporary, and two traditional period, designs of concealed fix Rosettes. All are available in up to four sizes, and all are designed to work in conjunction with the Door Levers & Door Knobs to be found in sections ST1 & ST2. 5mm depth Thin version (T) available on some designs.




7842 shown, size B

▲ 7842 / 7842T




7843 shown, size B

▲ 7843 / 7843T




7844 shown, size B

▲ 7844 / 7844T



7845 shown, size B

▲ 7845 / 7845T (A size not available for both)



size B shown

▲ 7846



size B shown

▲ 7847

Fixings

Supplied with subroses, no.4 x 13mm wood screws, alignment collars and installation instructions.

Fix Dead Rosettes are supplied with 7813 mounts in place of standard subroses (*).

Pair of Pre-Bore Rosettes (sizes C & D only (except 7845 - D only)) supplied with 7800 Pre-Bore Adaptor in place of standard subroses (*).

(*) See pages ST6:070 & 080 for details.

How to Order

Split Finish Sets - order as singles

- 1) select ROSETTE (e.g. **7844** or **7844T**)
- 2) add FINISH (e.g. 7844**PB** or 7844**T/PB**)
- 3) add SIZE (e.g. 7844**PB/B**).

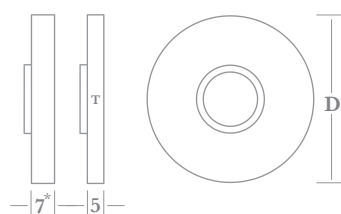
For HALF SET (single rosette) add/H (e.g. 7844**PB/B/H**).

For pair of rosettes FIX DEAD add FDS (e.g. 7844**PB/B/FDS**).

For single rosette FIX DEAD add FD (e.g. 7844**PB/B/H/FD**).

For PRE-BORE ADAPTOR (sizes C & D only (except 7845 & 7845T - D size only)) add PRE (e.g. 7844**PB/C/PRE**).

Finishes - See our price list or website for finish availability.



*7mm except for 7846 & 7847 D size is 9mm. 5mm = thin version (T)

	A	B	C	D
D (dia)	Ø 44	Ø 54	Ø 64	Ø 76

Custom sizes available upon request - surcharge may apply.



Rosettes - Concealed fix

Concealed fix Rosettes, each available in four sizes; and all designed to work in conjunction with the Door Levers & Door Knobs to be found in sections ST1 & ST2. 5mm depth Thin version (T) available on some designs.



Fixings

Supplied with subroses, no.4 x 13mm wood screws, alignment collars and installation instructions.

Fix Dead Rosettes are supplied with 7813 mounts in place of standard subroses (*).

Pair of Pre-Bore Rosettes (sizes C & D only, except 7832 & 7832T D only) supplied with 7800 Pre-Bore Adapter in place of standard subroses (*).

(*) See pages ST6:070 & 080 for details.

How to Order

Split Finish Sets - order as singles

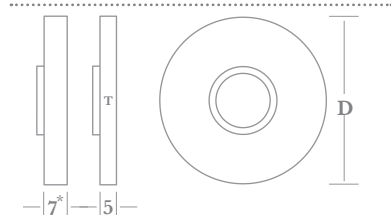
- 1) select ROSETTE (e.g. **7831** or **7831T**)
- 2) add FINISH (e.g. 7831**PB** or 7831T/**PB**)
- 3) add SIZE (e.g. 7831T/**PB/B**).

For HALF SET (single rosette) add/H (e.g. 7831T/**PB/B/H**).

For pair of rosettes FIX DEAD add FDS (e.g. 7831T/**PB/B/FDS**).

For single rosette FIX DEAD add FD (e.g. 7831T/**PB/B/H/FD**).









For PRE-BORE ADAPTOR (sizes C & D only, except 7832T C size) add PRE (e.g. 7831T/**PB/D/PRE**).




*7mm except for 7820, 7848 & 7849 D size is 9mm. 5mm = thin version (T)

	A	B	C	D
D (dia)	Ø 44	Ø 54	Ø 64	Ø 76


Custom sizes available upon request - surcharge may apply.

		FIX DEAD DUMMY OPTION
		
		SUBROSES & ALIGNMENT COLLARS SUPPLIED
		PRE-BORE ADAPTOR AVAILABLE




size B shown

▲ 7820




size B shown

▲ 7823




size B shown

▲ 7828




7832 shown, size B

▲ 7832 / 7832T (7832T A size not available)




size B shown

▲ 7849




size B shown

▲ 7848



7831 shown, size B

▲ 7831 / 7831T



size B shown

▲ 7850

Rosettes - Concealed fix prung

All shown SPG (10mm thickness), size B

Concealed fix Rosettes with sprung mechanism. Designed to work in conjunction with Allart Select & Precision Door Levers & Knobs. Available in two diameters - 54mm & 64mm, and two thicknesses - 10mm (SPG) & 5mm (SPGT).



Fixings

Supplied with no.6 x 19mm wood screws and M5 machine screws for bolt through fixing to suit 44mm to 57mm thick doors, M5 machine screws for thicker doors available on request.

Alternative fitting options (eg. pre-bore adaption) can be provided - please contact us for further information.

Note: Vertical fixing can be achieved by rotating the Rosette, no alternative fixing required.

How to Order

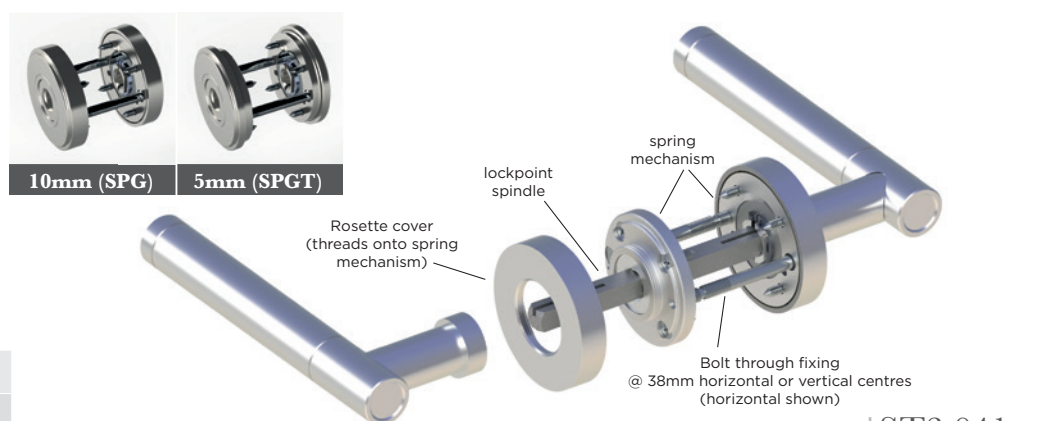
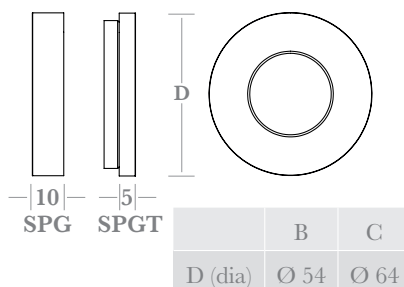
Split Finish Sets - order as singles

- 1) select ROSETTE (e.g. **7820SPG**)
- 2) add FINISH (e.g. 7820SPG/**PB**)
- 3) add SIZE (7820SPG/**PB/B**).

For HALF SET (single rosette) add/**LH** or /**RH** (e.g. 7820SPG/**PB/B/LH**).

PLEASE NOTE: To work with Sprung Rosettes, the Lever or Knob needs to be machined to fit and 'SPG' must be added to the Lever or Knob code eg. 7754SPG/...

5mm versions (**SPGT**) require a 5mm deep x 50mm dia counterbore.



Rosettes - Concealed fix prung

All shown SPG (10mm thickness), size B

Concealed fix Rosettes with spring mechanism. Designed to work in conjunction with Allart Select & Precision Door Levers & Knobs. Available in two diameters - 54mm & 64mm, and two thicknesses - 10mm (SPG) & 5mm (SPGT).



Fixings

Supplied with no.6 x 19mm wood screws and M5 machine screws for bolt through fixing to suit 44mm to 57mm thick doors, M5 machine screws for thicker doors available on request.

Alternative fitting options (eg. pre-bore adaption) can be provided - please contact us for further information. Note: Vertical fixing can be achieved by rotating the Rosette, no alternative fixing required.

How to Order

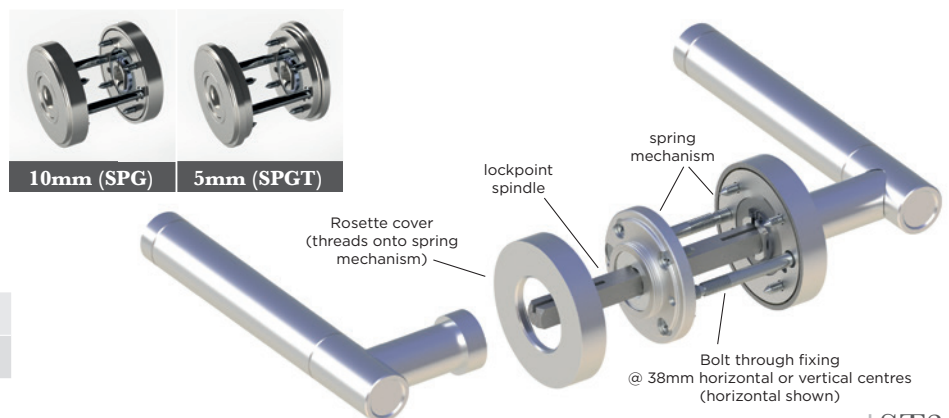
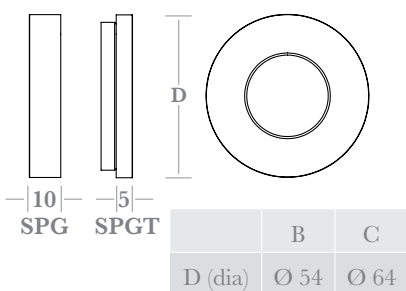
Split Finish Sets - order as singles

- 1) select ROSETTE (e.g. **7831SPG**)
- 2) add FINISH (e.g. 7831SPG/**PB**)
- 3) add SIZE (7831SPG/**PB/B**).

For HALF SET (single rosette) add/LH or/RH (e.g. 7831SPG/PB/B/**LH**).

PLEASE NOTE: To work with Sprung Rosettes, the Lever or Knob needs to be machined to fit and 'SPG' must be added to the Lever or Knob code eg. 7754SPG/...

5mm versions (**SPGT**) require a 5mm deep x 50mm dia counterbore.



Rosettes - Concealed fix sprung

All shown SPG (10mm thickness), size B



SPG
SPGT

▲ 7843SPG / 7843SPGT



SPG
SPGT

▲ 7844SPG / 7844SPGT



SPG
SPGT

▲ 7845SPG / 7845SPGT



SPG
SPGT

▲ 7846SPG / 7846SPGT



SPG
SPGT

▲ 7847SPG / 7847SPGT



SPG
SPGT

▲ 7848SPG / 7848SPGT

Fixings

Supplied with no.6 x 19mm wood screws and M5 machine screws for bolt through fixing to suit 44mm to 57mm thick doors, M5 machine screws for thicker doors available on request.

Alternative fitting options (eg. pre-bore adaption) can be provided - please contact us for further information.

Note: Vertical fixing can be achieved by rotating the Rosette, no alternative fixing required.

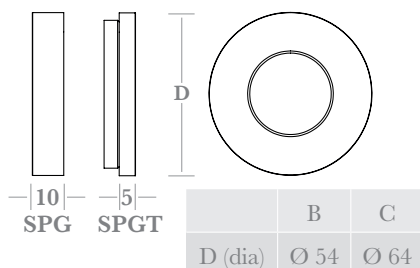
How to Order

Split Finish Sets - order as singles

- 1) select ROSETTE (e.g. **7843SPG**)
- 2) add FINISH (e.g. 7843SPG/**PB**)
- 3) add SIZE (7843SPG/**PB/B**).

For HALF SET (single rosette) add/LH or /RH (e.g. 7843SPG/**PB/B/LH**).

PLEASE NOTE: To work with Sprung Rosettes, the Lever or Knob needs to be machined to fit and 'SPG' must be added to the Lever or Knob code eg. 7754SPG/...



5mm versions (SPGT) require a 5mm deep x 50mm dia counterbore.



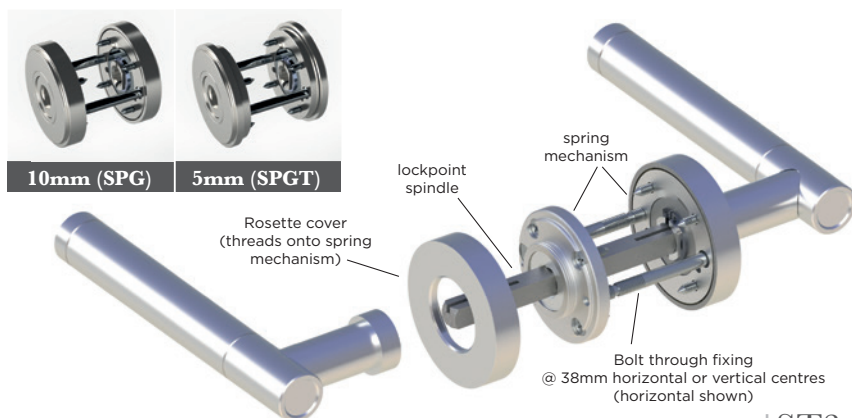
SPG
SPGT

▲ 7849SPG / 7849SPGT




SPG
SPGT

▲ 7850SPG / 7850SPGT



Rosettes - Concealed fix

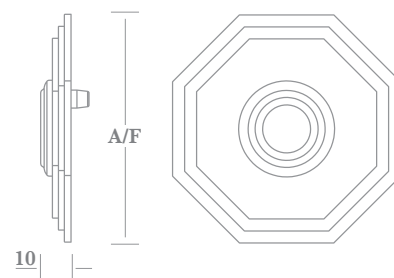
Three octagonal and one Art Deco design concealed fix Rosettes - designed to work in conjunction with the Door Levers & Door Knobs to be found in sections ST1 & ST2.



7824 A size shown with 7624 A size knob



size AA shown

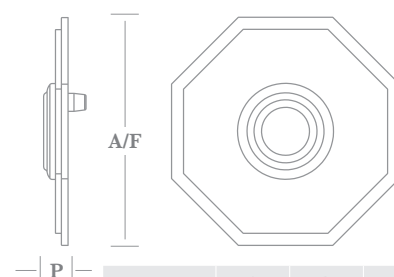


	AA	A	B
Size A/F	57	64	76

▲ 7825



size A shown

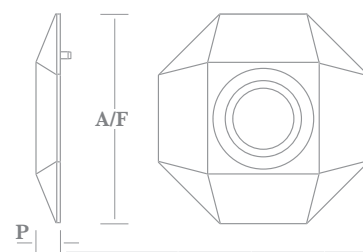


	A	B	C
Size A/F	57	64	76
P (proj)	9	9	10

▲ 7837



size A shown



	A	B	C
Size A/F	53	60	70
P (proj)	6	7	8

Fixings

Supplied with subroses, no.4 x 13mm wood screws, alignment collars and installation instructions.

Fitted with anti-rotation pegs.

Fix Dead Rosettes are supplied with 7813 mounts in place of standard subroses (*).

Pair of Pre-Bore Rosettes are supplied with 7800 Pre-Bore Adapter in place of standard subroses (*).

(* See pages ST6:070 & 080 for details.

How to Order

Split Finish Sets - order as singles

1) select PLATE (e.g. **7825**)

2) add FINISH (e.g. 7825**PB**)

3) add SIZE (except 7826) (e.g. 7825**PB/B**).

For HALF SET (single rosette) add/H (e.g. 7825**PB/B/H**).

For pair of rosettes FIX DEAD add FDS (e.g. 7825**PB/B/FDS**).

For single rosette FIX DEAD add FD (e.g. 7825**PB/B/H/FD**).

For PRE-BORE ADAPTOR (*) add PRE (e.g. 7825**PB/B/PRE**).

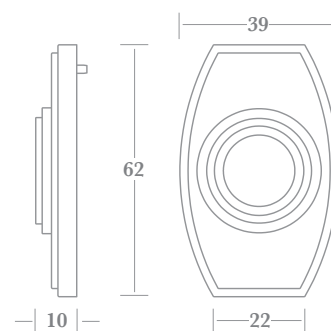
(* Cannot be used with 7826, 7824A or B.

Finishes - See our price list or website for finish availability.

▲ 7824



size A shown



▲ 7826



SUBROSES & ALIGNMENT COLLARS SUPPLIED



PRE-BORE ADAPTOR AVAILABLE




FIX DEAD DUMMY OPTION

A/F = dimension across flats

Custom sizes available upon request - surcharge may apply.

Diamond Plates

A selection of four Diamond orientated Plates, all available in three sizes with a choice of five seating/collar options; and all designed to work in conjunction with the Door Levers & Door Knobs to be found in sections ST1 & ST2 (which can be attached to Face fixed Plates if desired).



Fixings

Plate supplied with finish matched, no.6 x 19mm wood screws, alignment collar and installation instructions.

How to Order

Split Finish Sets - order as singles

Plates only:

- 1) select PLATE (e.g. **5951**)
 - 2) add SIZE (e.g. 5951**B**)
 - 3) add COLLAR DESIGN (e.g. 5951B/**K**)
 - 4) add FINISH (5951B/**K/PB**)
- For SINGLE PLATE add/H (e.g. 5951B/**K/PB/H**).

For FIX DEAD add FDS for pairs of plates (e.g. 5951B/**K/PB/FDS**) or FD for single plates (e.g. 5951B/**K/PB/H/FD**).

Plates with Levers/Knobs attached:

- 1) select PLATE (e.g. **4751**)
- 2) add SIZE (e.g. 4751**B**)
- 3) add COLLAR DESIGN (e.g. 4751B/**G**)
- 4) add FINISH (e.g. 4751B/**G/PB**)
- 5) add LEVER/KNOB from sections ST1 & ST2 (e.g. 4751B/**G/PB/7740**).

For SINGLE PLATE with LEVER add LH or RH (e.g. 4751B/**G/PB/7740LH**)

For SINGLE PLATE with KNOB add /H (e.g. 4751B/**G/PB/7634B/H**)

For FIX DEAD add FDS for pairs of plates (e.g. 4751B/**G/PB/7634B/FDS**) or FD for single plates (e.g.4751B/**G/PB/7634B/H/FD**).

Finishes - See our price list or website for finish availability.



▲ 4751




▲ 4951



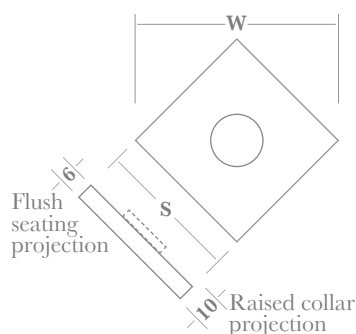
▲ 5951



▲ 6051 Size A available with type G flush seating only



Concealed fix diamond plates - order same as square plates, see page ST4:030



	A	B	C
S (square)	44	54	64
W (width)	62	76	90

Custom sizes available upon request - surcharge may apply.

FIX DEAD DUMMY OPTION - FACE FIX ONLY (Supplied assembled)




Achieved by custom machining both the Plate & Lever/ Knob, then fixing together with a lockbolt.

Seating & Collar options




See page ST6:010 for further details



Face Fix Plates can be supplied with Allart Select Levers or Knobs attached (circlip fixed) See sections ST1 & ST2

Square Plates - Face fixed

A selection of nine face fixed Square Plates, all available in three sizes; with a choice of five seating/collar options; and all designed to work in conjunction with the Door Levers & Door Knobs to be found in sections ST1 & ST2 (which can be supplied attached if desired).



 size B shown with flush seating G ▲ 3250	 size B shown with collar F ▲ 4750	 size B shown with collar J ▲ 4950
 size B shown with collar K ▲ 5950	 size B shown with collar L ▲ 6050 Size A available with type G flush seating only	 size B shown with flush seating G ▲ 6650
 size B shown with collar M ▲ 6750 (square edge design)	 size B shown with flush seating G ▲ 6850 (round edge design) Size A available with type G flush seating only	 size B shown with flush seating G ▲ 8750 Not available in Size A. Size B available with type G flush seating only.

Fixings

Plates supplied with finish matched, no.6 x 19mm wood screws, alignment collars and installation instructions.

How to Order

Split Finish Sets - order as singles

Plates only:

- 1) select PLATE (e.g. **4750**)
- 2) add SIZE (e.g. **4750B**)
- 3) add COLLAR DESIGN (e.g. **4750B/G**)
- 4) add FINISH (**4750B/G/PB**).

For SINGLE PLATE add/H (e.g. **4750B/G/PB/H**).

For FIX DEAD add FDS for pairs of plates (e.g. **4750B/G/PB/FDS**) or FD for single plates (e.g. **4750B/G/PB/H/FD**).

Plates with Levers/Knobs attached;

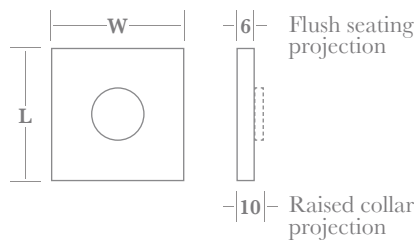
- 1) select PLATE (e.g. **4750**)
- 2) add SIZE (e.g. **4750B**)
- 3) add COLLAR DESIGN (e.g. **4750B/G**)
- 4) add FINISH (e.g. **4750B/G/PB**)
- 5) add LEVER/KNOB from sections ST1 & ST2 (e.g. **4750B/G/PB/7740**).

For SINGLE PLATE with LEVER add HANDING LH or RH (e.g. **4750B/G/PB/7740LH**)

For SINGLE PLATE with KNOB add/H (e.g. **4750B/G/PB/7634B/H**).

For FIX DEAD add FDS for pairs of plates (e.g. **4750B/G/PB/7634B/FDS**) or FD for single plates (e.g. **4750B/G/PB/7634B/H/FD**).

Finishes - See our price list or website for finish availability.



	A	B	C
L x W	44 x 44	54 x 54	64 x 64
3250 only	62 x 44	72 x 54	82 x 64

Custom sizes available upon request - surcharge may apply.

Seating & Collar options



See page ST6:010 for further details

FIX DEAD DUMMY OPTION - (Supplied assembled)

Achieved by custom machining both the Plate & Lever/ Knob, then fixing together with a lockbolt.

Face Fix Plates can be supplied with Allart Select Levers or Knobs attached (circlip fixed) See sections ST1 & ST2

Square Plates - Concealed fix

A selection of nine concealed fix Square Plates, all available in three sizes with a choice of five seating/collar options; and all designed to work in conjunction with the Door Levers & Door Knobs to be found in sections ST1 & ST2.

NB. Please note Levers & Knobs cannot be attached to Concealed fix Plates.



Fixings

Supplied with subroses, no.4 x 13mm wood screws, alignment collars and installation instructions.

Fix Dead Plates are supplied with 7813 mounts in place of standard subroses (*).

Pair of Pre-Bore Plates (sizes C only) supplied with 7800 Pre-Bore Adaptor in place of standard Plates (*).

(* See pages ST6:070 & 080 for details.

How to Order

Split Finish Sets - order as singles

- 1) select PLATE (e.g. **4700**)
- 2) add SIZE (e.g. **4700B**)
- 3) add COLLAR DESIGN (e.g. **4700B/G**)
- 4) add FINISH (**4700B/G/PB**).

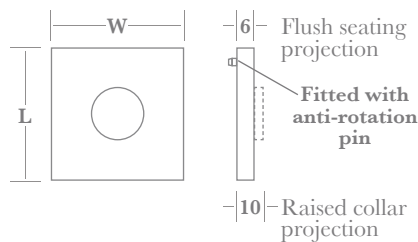

For SINGLE PLATE add/H (e.g. **4700B/G/PB/H**).

For FIX DEAD pair of plates add FDS (e.g. **4700B/G/PB/FDS**).

For FIX DEAD single plate add FD (e.g. **4700B/G/PB/H/FD**).

For pair of plates with PRE-BORE ADAPTOR (sizes C only) add PRE (e.g. **4700C/G/PB/PRE**).

Finishes - See our price list or website for finish availability.



	A	B	C
L x W	44 x 44	54 x 54	64 x 64
3200 only	62 x 44	72 x 54	82 x 64

Custom sizes available upon request - surcharge may apply.

Collar options



See page ST6:010 for further details



Backplate - 32 series

An Art Deco inspired, contemporary Backplate, offered with a selection of collar designs and available either face fixed or concealed fix.

This Backplate is designed to work in conjunction with the Door Levers & Door Knobs to be found in sections ST1 & ST2.

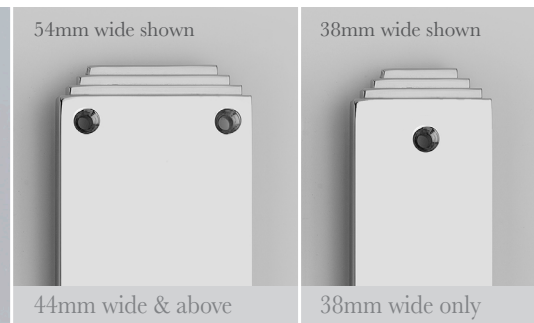


3211 190mm x 44mm latch plate shown with collar K

▲ **Latch (Passage), Lock & Privacy Configuration - see pages ST5:010-080**



▲ **Collar, Turn & Privacy Release Options - see section ST6**



54mm wide shown

38mm wide shown

44mm wide & above

38mm wide only

▲ **Face Fixed screw positions**



254mm x 38mm shown with turn T56

▲ **Multipoint Configuration - see pages ST5:150-200**



254mm x 54mm shown with turn T56, collar K and C01 exposed cylinder option.

▲ **US Entry Configuration - see pages ST5:090-140**

Standard Sizes

Length	190	254	305	380
--------	-----	-----	-----	-----

Width	Availability
27	Not Available.
32	
38	All Configurations & Options, <u>except</u> US Entry.
44	All Configurations & Options.
54	
64	
76	

Thickness

6mm for all unsprung backplates.
9mm for all spring-assisted* backplates.

*Spring-assisted backplates need to be 9mm thick to accommodate the spring cassette, and require a raised collar; G flush collar/seating option not possible.

Finishes - See our price list or website for finish availability.

Backplate - 34 series

A traditional period Backplate, offered with a selection of collar designs and available either face fixed or concealed fix.

This Backplate is designed to work in conjunction with the Door Levers & Door Knobs to be found in sections ST1 & ST2.



Standard Sizes

Length	190	254	305	380
Width	Availability			
27	Not Available.			
32				
38	All Face Fix Configurations with type G seating only, <u>except</u> US Entry & Spring Assisted Multipoint.			
44	All Configurations and Options <u>except</u> US Entry.			
54	All Configurations & Options.			
64				
76				
Thickness				
6mm for all unsprung backplates. 9mm for all spring-assisted* backplates.				

*Spring-assisted backplates need to be 9mm thick to accommodate the spring cassette, and require a raised collar; G flush collar/seating option not possible.

Finishes - See our price list or website for finish availability.



3411 190mm x 44mm latch plate shown with collar L

▲ **Latch (Passage), Lock & Privacy Configuration - see pages ST5:010-080**



▲ **Collar, Turn & Privacy Release Options - see section ST6**

54mm wide shown

38mm wide shown



44mm wide & above

38mm wide only

▲ **Face Fixed screw positions**



254mm x 38mm shown with turn T78

▲ **Multipoint Configuration - see pages ST5:150-200**



254mm x 54mm shown with turn T78, collar L and C01 exposed cylinder option.

▲ **US Entry Configuration - see pages ST5:090-140**

Backplate - 41 series

A classic Art Deco period Backplate, offered with a selection of collar designs and available either face fixed or concealed fix.

This Backplate is designed to work in conjunction with the Door Levers & Door Knobs to be found in sections ST1 & ST2.



4111 190mm x 44mm latch plate shown with collar K

Standard Sizes

Length	190	254	305	380
--------	-----	-----	-----	-----

Width	Availability
27	Not Available.
32	
38	All Face Fix Configurations with type G seating only, <u>except</u> US Entry & Spring Assisted Multipoint.
44	All Configurations and Options <u>except</u> US Entry.
54	All Configurations & Options.
64	
76	


Thickness

6mm for all unsprung backplates.
9mm for all spring-assisted* backplates.

*Spring-assisted backplates need to be 9mm thick to accommodate the spring cassette, and require a raised collar; G flush collar/seating option not possible.


Finishes - See our price list or website for finish availability.

▲ Latch (Passage), Lock & Privacy Configuration - see pages ST5:010-080




▲ Collar, Turn & Privacy Release Options - see section ST6

54mm wide shown



44mm wide & above

38mm wide shown



38mm wide only

▲ Face Fixed screw positions



254mm x 38mm shown with turn T54

▲ Multipoint Configuration - see pages ST5:150-200



254mm x 54mm shown with turn T54, collar K and C01 exposed cylinder option.

▲ US Entry Configuration - see pages ST5:090-140

Backplate - 47 series

A classic bevelled edged Backplate, offered with a selection of collar designs and available either face fixed or concealed fix. This Backplate is designed to work in conjunction with the Door Levers & Door Knobs to be found in sections ST1 & ST2.



Standard Sizes

Length	190	254	305	380
---------------	-----	-----	-----	-----

Width	Availability
27	Not Available.
32	Unsprung Multipoint with type G seating only.
38	All Configurations & Options, <u>except</u> US Entry.
44	All Configurations & Options.
54	
64	
76	

Thickness

6mm for all unsprung backplates.
9mm for all spring-assisted* backplates.

*Spring-assisted backplates need to be 9mm thick to accommodate the spring cassette, and require a raised collar; G flush collar/seating option not possible.

Finishes - See our price list or website for finish availability.




4711 190mm x 44mm latch plate shown with collar F

▲ **Latch (Passage), Lock & Privacy Configuration - see pages ST5:010-080**



▲ **Collar, Turn & Privacy Release Options - see section ST6**



54mm wide shown 38mm wide shown

44mm wide & above

32mm & 38mm wide

▲ **Face Fixed screw positions**



254mm x 38mm shown with turn T58

▲ **Multipoint Configuration - see pages ST5:150-200**



254mm x 54mm shown with turn T58, collar F and C01 exposed cylinder option.

▲ **US Entry Configuration - see pages ST5:090-140**

Backplate - 48 series

A modern Backplate, offered with a selection of collar designs and available either face fixed or concealed fix.

This Backplate is designed to work in conjunction with the Door Levers & Door Knobs to be found in sections ST1 & ST2.



4817 190mm x 44mm privacy plate shown with collar G

▲ **Latch (Passage), Lock & Privacy Configuration - see pages ST5:010-080**




▲ **Collar, Turn & Privacy Release Options - see section ST6**

54mm wide shown



44mm wide & above

38mm wide shown



38mm wide only

▲ **Face Fixed screw positions**



254mm x 38mm shown with turn T48

▲ **Multipoint Configuration - see pages ST5:150-200**



254mm x 54mm shown with turn T48, G seat and C18 cylinder cover.

▲ **US Entry Configuration - see pages ST5:090-140**

Standard Sizes

Length	190	254	305	380
Width	Availability			
27	Not Available.			
32	Not Available.			
38	All Configurations & Options, <u>except</u> US Entry.			
44	All Configurations & Options.			
54				
64				
76				

Thickness

6mm for all unsprung backplates.
9mm for all spring-assisted* backplates.

*Spring-assisted backplates need to be 9mm thick to accommodate the spring cassette, and require a raised collar; G flush collar/seating option not possible.

Finishes - See our price list or website for finish availability.

Backplate - 49 series

A classic square edged Backplate, offered with a selection of collar designs and available either face fixed or concealed fix.

This Backplate is designed to work in conjunction with the Door Levers & Door Knobs to be found in sections ST1 & ST2.




4911 190mm x 44mm latch plate shown with collar J

▲ **Latch (Passage), Lock & Privacy Configuration - see pages ST5:010-080**



▲ **Collar, Turn & Privacy Release Options - see section ST6**



54mm wide shown

38mm wide shown

44mm wide & above

27, 32 & 38mm wide

▲ **Face Fixed screw positions**



254mm x 38mm shown with turn T63

▲ **Multipoint Configuration - see pages ST5:150-200**



254mm x 54mm shown with turn T63, collar J and CO4 cylinder cover

▲ **US Entry Configuration - see pages ST5:090-140**

Standard Sizes

Length	190	254	305	380
--------	-----	-----	-----	-----

Width	Availability
27	Unsprung Multipoint with type G seating only.
32	
38	All Configurations & Options, <u>except</u> US Entry.
44	All Configurations & Options.
54	
64	
76	

Thickness

6mm for all unsprung backplates.
9mm for all spring-assisted* backplates.

*Spring-assisted backplates need to be 9mm thick to accommodate the spring cassette, and require a raised collar; G flush collar/seating option not possible.

Finishes - See our price list or website for finish availability.

Backplate - 51 series

A modern Backplate, offered with a selection of collar designs and available either face fixed or concealed fix.

This Backplate is designed to work in conjunction with the Door Levers & Door Knobs to be found in sections ST1 & ST2.



5117 190mm x 44mm privacy plate shown with collar G

▲ **Latch (Passage), Lock & Privacy Configuration - see pages ST5:010-080**




▲ **Collar, Turn & Privacy Release Options - see section ST6**

54mm wide shown




44mm wide & above

38mm wide shown




38mm wide only

▲ **Face Fixed screw positions**



254mm x 38mm shown with turn T48

▲ **Multipoint Configuration - see pages ST5:150-200**



254mm x 54mm shown with turn T48, G seat and C01 exposed cylinder option.

▲ **US Entry Configuration - see pages ST5:090-140**

Standard Sizes

Length	190	254	305	380
--------	-----	-----	-----	-----

Width	Availability
27	Not Available.
32	
38	All Configurations & Options, <u>except</u> US Entry.
44	
54	
64	All Configurations & Options.
76	

Thickness

6mm for all unsprung backplates.
9mm for all spring-assisted* backplates.


*Spring-assisted backplates need to be 9mm thick to accommodate the spring cassette, and require a raised collar; G flush collar/seating option not possible.

Finishes - See our price list or website for finish availability.

Backplate - 58 series

A classic stepped edge Backplate, offered with a selection of collar designs and available either face fixed or concealed fix.

This Backplate is designed to work in conjunction with the Door Levers & Door Knobs to be found in sections ST1 & ST2.



Standard Sizes

Length	190	254	305	380
--------	-----	-----	-----	-----

Width	Availability
27	Not Available.
32	
38	All Face Fix Configurations with type G seating only, <u>except</u> US Entry & Spring Assisted Multipoint.
44	All Configurations and Options <u>except</u> US Entry.
54	All Configurations & Options.
64	
76	

Thickness

6mm for all unsprung backplates.
9mm for all spring-assisted* backplates.


*Spring-assisted backplates need to be 9mm thick to accommodate the spring cassette, and require a raised collar; G flush collar/seating option not possible.

Finishes - See our price list or website for finish availability.



5811 190mm x 44mm latch plate shown with collar K

▲ **Latch (Passage), Lock & Privacy Configuration - see pages ST5:010-080**



▲ **Collar, Turn & Privacy Release Options - see section ST6**

54mm wide shown



44mm wide & above

38mm wide shown



38mm wide only

▲ **Face Fixed screw positions**



254mm x 38mm shown with turn T86

▲ **Multipoint Configuration - see pages ST5:150-200**



254mm x 54mm shown with turn T86, collar K and C01 exposed cylinder option.

▲ **US Entry Configuration - see pages ST5:090-140**

Backplate - 59 series

A classic stepped edge Backplate, offered with a selection of collar designs and available either face fixed or concealed fix.

This Backplate is designed to work in conjunction with the Door Levers & Door Knobs to be found in sections ST1 & ST2.



Standard Sizes

Length	190	254	305	380
--------	-----	-----	-----	-----

Width	Availability
27	Not available.
32	Unsprung Multipoint with type G seating only.
38	All Configurations & Options, <u>except</u> US Entry.
44	All Configurations & Options.
54	
64	
76	

Thickness

6mm for all unsprung backplates.
9mm for all spring-assisted* backplates.

*Spring-assisted backplates need to be 9mm thick to accommodate the spring cassette, and require a raised collar; G flush collar/seating option not possible.

Finishes - See our price list or website for finish availability.




5911 190mm x 44mm latch plate shown with collar K

▲ **Latch (Passage), Lock & Privacy Configuration** - see pages ST5:010-080



▲ **Collar, Turn & Privacy Release Options** - see section ST6

54mm wide shown



44mm wide & above

38mm wide shown



32mm & 38mm wide

▲ **Face Fixed screw positions**



254mm x 38mm shown with turn T51

▲ **Multipoint Configuration** - see pages ST5:150-200



254mm x 54mm shown with turn T61, collar K and C01 exposed cylinder option.

▲ **US Entry Configuration** - see pages ST5:090-140

Backplate - 60 series

A traditional period Backplate, offered with a selection of collar designs and available either face fixed or concealed fix.

This Backplate is designed to work in conjunction with the Door Levers & Door Knobs to be found in sections ST1 & ST2.




6011 190mm x 44mm latch plate shown with collar L

▲ **Latch (Passage), Lock & Privacy Configuration - see pages ST5:010-080**



▲ **Collar, Turn & Privacy Release Options - see section ST6**



▲ **Face Fixed screw positions**



254mm x 38mm shown with turn T51

▲ **Multipoint Configuration - see pages ST5:150-200**



254mm x 54mm shown with turn T51, collar L and C01 exposed cylinder option.

▲ **US Entry Configuration - see pages ST5:090-140**

Standard Sizes

Length	190	254	305	380
--------	-----	-----	-----	-----

Width	Availability
27	Not Available.
32	
38	All Face Fix Configurations with type G seating only, <u>except</u> US Entry & Spring Assisted Multipoint.
44	All Configurations and Options <u>except</u> US Entry.
54	All Configurations & Options.
64	
76	

Thickness

6mm for all unsprung backplates.
9mm for all spring-assisted* backplates.

*Spring-assisted backplates need to be 9mm thick to accommodate the spring cassette, and require a raised collar; G flush collar/seating option not possible.

Finishes - See our price list or website for finish availability.

Backplate - 66 series

A classic Art Deco period Backplate, offered with a selection of collar designs and available either face fixed or concealed fix.

This Backplate is designed to work in conjunction with the Door Levers & Door Knobs to be found in sections ST1 & ST2.




6611 190mm x 54mm latch plate shown with collar K

▲ **Latch (Passage), Lock & Privacy Configuration - see pages ST5:010-080**



▲ **Collar, Turn & Privacy Release Options - see section ST6**



54mm wide shown

38mm wide shown

44mm wide & above

38mm wide only

▲ **Face Fixed screw positions**



254mm x 38mm shown with turn T54

▲ **Multipoint Configuration - see pages ST5:150-200**



254mm x 54mm shown with turn T54, G seat and C01 exposed cylinder option.

▲ **US Entry Configuration - see pages ST5:090-140**

Standard Sizes

Length	190	254	305	380
--------	-----	-----	-----	-----

Width	Availability
27	Not Available.
32	
38	All Configurations & Options, <u>except</u> US Entry.
44	All Configurations & Options.
54	
64	
76	

Thickness

6mm for all unsprung backplates.
9mm for all spring-assisted* backplates.

*Spring-assisted backplates need to be 9mm thick to accommodate the spring cassette, and require a raised collar; G flush collar/seating option not possible.


Finishes - See our price list or website for finish availability.

Backplate - 67 series (square edge design)

A classic Art Deco period Backplate, offered with a selection of collar designs and available either face fixed or concealed fix. This Backplate is designed to work in conjunction with the Door Levers & Door Knobs to be found in sections ST1 & ST2.



6711 190mm x 44mm latch plate shown with collar G



54mm wide shown

38mm wide shown

44mm wide & above

38mm wide only

▲ **Face Fixed screw positions**



254mm x 38mm shown with turn T56

▲ **Multipoint Configuration - see pages ST5:150-200**



254mm x 54mm shown with turn T56, collar K and C01 exposed cylinder option.

▲ **US Entry Configuration - see pages ST5:090-140**

Standard Sizes

Length	190	254	305	380
---------------	-----	-----	-----	-----


Width	Availability
27	Not Available.
32	
38	All Face Fix Configurations with type G seating only, <u>except</u> US Entry & Spring Assisted Multipoint.
44	All Configurations and Options <u>except</u> US Entry.
54	All Configurations & Options.
64	
76	

Thickness

6mm for all unsprung backplates.
9mm for all spring-assisted* backplates.

*Spring-assisted backplates need to be 9mm thick to accommodate the spring cassette, and require a raised collar; G flush collar/seating option not possible.

▲ **Latch (Passage), Lock & Privacy Configuration - see pages ST5:010-080**



▲ **Collar, Turn & Privacy Release Options - see section ST6**

Finishes - See our price list or website for finish availability.

Backplate - 68 series (round edge design)

A classic Art Deco period Backplate, offered with a selection of collar designs and available either face fixed or concealed fix.

This Backplate is designed to work in conjunction with the Door Levers & Door Knobs to be found in sections ST1 & ST2.



Standard Sizes

Length	190	254	305	380
Width	Availability			
27	Not Available.			
32	Not Available.			
38	All Face Fix Configurations with type G seating only, <u>except</u> US Entry & Spring Assisted Multipoint.			
44	All Configurations and Options <u>except</u> US Entry.			
54	All Configurations & Options.			
64	All Configurations & Options.			
76	All Configurations & Options.			

Thickness

6mm for all unsprung backplates.
9mm for all spring-assisted* backplates.

*Spring-assisted backplates need to be 9mm thick to accommodate the spring cassette, and require a raised collar; G flush collar/seating option not possible.

Finishes - See our price list or website for finish availability.



6811 190mm x 44mm latch plate shown with collar G

▲ **Latch (Passage), Lock & Privacy Configuration - see pages ST5:010-080**



▲ **Collar, Turn & Privacy Release Options - see section ST6**

54mm wide shown

38mm wide shown



44mm wide & above

38mm wide only

▲ **Face Fixed screw positions**



254mm x 38mm shown with turn T55

▲ **Multipoint Configuration - see pages ST5:150-200**



254mm x 54mm shown with turn T55, G seat and C01 exposed cylinder option.

▲ **US Entry Configuration - see pages ST5:090-140**

Backplate - 83 series

A traditional period Backplate, offered with a selection of collar designs and available either face fixed or concealed fix.

This Backplate is designed to work in conjunction with the Door Levers & Door Knobs to be found in sections ST1 & ST2.




8311 190mm x 44mm latch plate shown with collar L

▲ **Latch (Passage), Lock & Privacy Configuration - see pages ST5:010-080**



▲ **Collar, Turn & Privacy Release Options - see section ST6**

54mm wide shown



44mm wide & above

38mm wide shown



38mm wide only

▲ **Face Fixed screw positions**



254mm x 38mm shown with turn T51

▲ **Multipoint Configuration - see pages ST5:150-200**



254mm x 54mm shown with turn T51, collar L and C01 exposed cylinder option.

▲ **US Entry Configuration - see pages ST5:090-140**

Standard Sizes

Length	190	254	305	380
--------	-----	-----	-----	-----

Width	Availability
27	Not Available.
32	Unsprung Multipoint with type G seating only.
38	All Configurations & Options, <u>except</u> US Entry.
44	All Configurations & Options.
54	
64	
76	

Thickness

6mm for all unsprung backplates.
9mm for all spring-assisted* backplates.

*Spring-assisted backplates need to be 9mm thick to accommodate the spring cassette, and require a raised collar; G flush collar/seating option not possible.

Finishes - See our price list or website for finish availability.

Backplate - 84 series

A traditional period Backplate, offered with a selection of collar designs and available either face fixed or concealed fix.

This Backplate is designed to work in conjunction with the Door Levers & Door Knobs to be found in sections ST1 & ST2.



8411 190mm x 44mm latch plate shown with collar L

Standard Sizes

Length	190	254	305	380
--------	-----	-----	-----	-----

Width	Availability
27	Not Available.
32	
38	All Face Fix Configurations with type G seating only, <u>except</u> US Entry & Spring Assisted Multipoint.
44	All Configurations and Options <u>except</u> US Entry.
54	All Configurations & Options.
64	
76	

Thickness

6mm for all unsprung backplates.
9mm for all spring-assisted* backplates.

*Spring-assisted backplates need to be 9mm thick to accommodate the spring cassette, and require a raised collar; G flush collar/seating option not possible.

Finishes - See our price list or website for finish availability.

54mm wide shown



44mm wide & above

38mm wide shown



38mm wide only

▲ Face Fixed screw positions



254mm x 38mm shown with turn T53

▲ Multipoint Configuration - see pages ST5:150-200



254mm x 54mm shown with turn T53, collar L and C01 exposed cylinder option.

▲ US Entry Configuration - see pages ST5:090-140

▲ Latch (Passage), Lock & Privacy Configuration - see pages ST5:010-080



▲ Collar, Turn & Privacy Release Options - see section ST6

Backplate - 86 series

A modern Backplate, offered with a selection of collar designs and available either face fixed or concealed fix.

This Backplate is designed to work in conjunction with the Door Levers & Door Knobs to be found in sections ST1 & ST2.



8611 190mm x 44mm latch plate shown with collar M

▲ **Latch (Passage), Lock & Privacy Configuration - see pages ST5:010-080**



▲ **Collar, Turn & Privacy Release Options - see section ST6**



44mm wide & above

38mm wide only

▲ **Face Fixed screw positions**



254mm x 38mm shown with turn T67

▲ **Multipoint Configuration - see pages ST5:150-200**



254mm x 54mm shown with turn T67, collar M and C01 exposed cylinder option.

▲ **US Entry Configuration - see pages ST5:090-140**

Standard Sizes

Length	190	254	305	380
--------	-----	-----	-----	-----

Width	Availability
27	Not Available.
32	
38	All Face Fix Configurations with type G seating only, <u>except</u> US Entry & Spring Assisted Multipoint.
44	All Configurations and Options <u>except</u> US Entry.
54	All Configurations & Options.
64	
76	

Thickness

6mm for all unsprung backplates.
9mm for all spring-assisted* backplates.

*Spring-assisted backplates need to be 9mm thick to accommodate the spring cassette, and require a raised collar; G flush collar/seating option not possible.

Finishes - See our price list or website for finish availability.

Backplate - 87 series

A classic Regency/Georgian period Backplate, offered with a selection of collar designs and available either face fixed or concealed fix.

This Backplate is designed to work in conjunction with the Door Levers & Door Knobs to be found in sections ST1 & ST2.



Standard Sizes

Length	190	254	305	380
Width	Availability			
27	Not Available.			
32	Not Available.			
38	All Face Fix Configurations with type G seating only, <u>except</u> US Entry & Spring Assisted Multipoint.			
44	All Configurations and Options <u>except</u> US Entry.			
54	All Configurations & Options.			
64				
76				

Thickness

6mm for all unsprung backplates.
9mm for all spring-assisted* backplates.

*Spring-assisted backplates need to be 9mm thick to accommodate the spring cassette, and require a raised collar; G flush collar/seating option not possible.

Finishes - See our price list or website for finish availability.




8711 190mm x 44mm latch plate shown with collar K

▲ **Latch (Passage), Lock & Privacy Configuration** - see pages ST5:010-080



▲ **Collar, Turn & Privacy Release Options** - see section ST6




54mm wide shown

38mm wide shown

54mm wide & above

38mm & 44mm wide

▲ **Face Fixed screw positions**



254mm x 38mm shown with turn T53

▲ **Multipoint Configuration** - see pages ST5:150-200



254mm x 54mm shown with turn T53, collar L and C01 exposed cylinder option.

▲ **US Entry Configuration** - see pages ST5:090-140

Backplate - 88 series

A classic Backplate, offered with a selection of collar designs and available either face fixed or concealed fix.

This Backplate is designed to work in conjunction with the Door Levers & Door Knobs to be found in sections ST1 & ST2.



8811 190mm x 44mm latch plate shown with collar L

▲ **Latch (Passage), Lock & Privacy Configuration - see pages ST5:010-080**



▲ **Collar, Turn & Privacy Release Options - see section ST6**

54mm wide shown



44mm wide & above

38mm wide shown



38mm wide only

▲ **Face Fixed screw positions**



254mm x 38mm shown with turn T78

▲ **Multipoint Configuration - see pages ST5:150-200**



254mm x 54mm shown with turn T78, collar L and C01 exposed cylinder option.

▲ **US Entry Configuration - see pages ST5:090-140**

Standard Sizes

Length	190	254	305	380
--------	-----	-----	-----	-----

Width	Availability
27	Not Available.
32	
38	All Face Fix Configurations with type G seating only, <u>except</u> US Entry & Spring Assisted Multipoint.
44	All Configurations and Options <u>except</u> US Entry.
54	All Configurations & Options.
64	
76	

Thickness

6mm for all unsprung backplates.
9mm for all spring-assisted* backplates.

*Spring-assisted backplates need to be 9mm thick to accommodate the spring cassette, and require a raised collar; G flush collar/seating option not possible.

Finishes - See our price list or website for finish availability.

Backplate - 93 series


A modern Backplate, offered with a selection of collar designs and available either face fixed or concealed fix.

This Backplate is designed to work in conjunction with the Door Levers & Door Knobs to be found in sections ST1 & ST2.



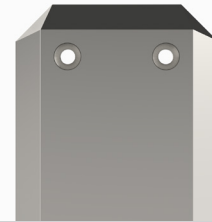
9311 190mm x 54mm latch plate shown with collar G

▲ **Latch (Passage), Lock & Privacy Configuration - see pages ST5:010-080**



▲ **Collar, Turn & Privacy Release Options - see section ST6**

54mm wide shown




44mm wide & above

38mm wide shown




38mm wide only

▲ **Face Fixed screw positions**



254mm x 38mm shown with turn T84

▲ **Multipoint Configuration - see pages ST5:150-200**



254mm x 54mm shown with turn T84, collar F and C01 exposed cylinder option.

▲ **US Entry Configuration - see pages ST5:090-140**

Standard Sizes

Length	190	254	305	380
--------	-----	-----	-----	-----

Width	Availability
27	Not Available.
32	
38	All Face Fix Configurations with type G seating only, <u>except</u> US Entry & Spring Assisted Multipoint.
44	All Configurations and Options <u>except</u> US Entry.
54	All Configurations & Options.
64	
76	

Thickness


6mm for all unsprung backplates.
9mm for all spring-assisted* backplates.

*Spring-assisted backplates need to be 9mm thick to accommodate the spring cassette, and require a raised collar; G flush collar/seating option not possible.

Finishes - See our price list or website for finish availability.

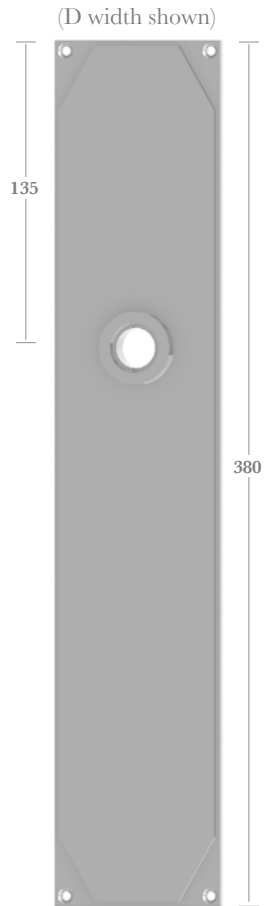
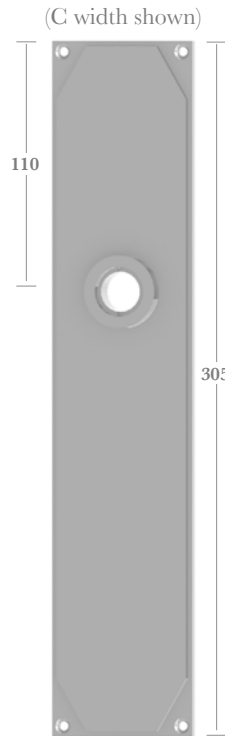
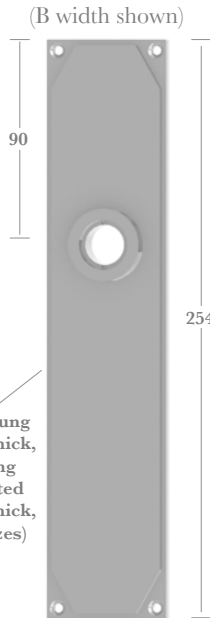
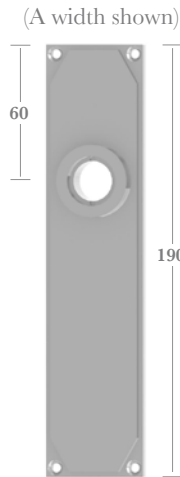

Backplates - Latch (Passage) - Face Fixed

66 Series Plates with type J collar illustrated



Face Fixed Plates can be supplied with Allart Select Levers or Knobs attached (circlip fixed).

OPTIONS:
 Plate designs - ST4
 Seating/Collars - ST6:010
 Lever/Knob designs - ST1 & ST2



Unsprung 6mm thick,
 Spring Assisted 9mm thick,
 (all sizes)

Plate Length	190mm	254mm	305mm	380mm
Length & Function Code	--61	--71	--81	--91

All Plate Lengths are available in the following widths:

Plate Width	38mm	44mm	54mm	64mm	76mm
Code	AA*	A	B	C	D

* Availability dependent on Backplate design - see section ST4 for details

Fixings

Supplied with finish matched no.6 wood screws, alignment collars and installation instructions. An 8mm x 110mm Stainless Steel Lockpoint Spindle and grubscrews are supplied when Lever/Knob attached. Spring Assisted Sets supplied with a 125mm spindle to suit doors up to 76mm thick.

How to Order Split Finish Sets - order as singles

Pair of Plates with Levers/Knobs attached:

- 1) select PLATE DESIGN (e.g. 66 series)
- 2) add LENGTH & FUNCTION code (e.g. 6671)
- 3) add SPRING ASSIST if required, see below (e.g. 6671S)
- 4) add WIDTH code (e.g. 6671S/B)
- 5) add COLLAR DESIGN (e.g. 6671S/B/J)
- 6) add FINISH (e.g. 6671S/B/J/PN)
- 7) add LEVER/KNOB code (e.g. 6671S/B/J/PN/7774).

For FIX DEAD add FDS (e.g. 6671B/J/PN/7774/FDS).

Single Plate with Lever/Knob attached:

For SINGLE PLATE with LEVER add HANDING LH or RH (e.g. 6671S/B/J/PN/7774RH).

For SINGLE PLATE with KNOB add /H (e.g. 6671B/J/PN/7621/H).

For FIX DEAD single plate add FD (e.g. 6671B/J/PN/7621/H/FD or 6671B/J/PN/7774RH/FD).

Pair of Plates Only: (not available Spring Assisted)

- 1) select PLATE DESIGN (e.g. 66 series)
- 2) add LENGTH & FUNCTION code (e.g. 6671)
- 3) add WIDTH code (e.g. 6671/B)
- 4) add COLLAR DESIGN (e.g. 6671/B/J)
- 5) add FINISH (e.g. 6671/B/J/PN).

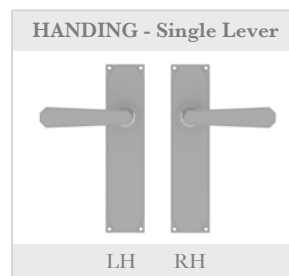
For FIX DEAD add FDS (e.g. 6671/B/J/PN/FDS).

Single Plates Only: (not available Spring Assisted)

For SINGLE PLATE add H (e.g. 6671/B/J/PN/H).

For FIX DEAD single plate add FD (e.g. 6671B/J/PN/H/FD).

SPRING ASSISTED PLATES (9mm thick). These require a raised collar (G seating is not possible) see page ST5:210 for illustration.



LEVER LOW CONFIGURATION

To order Plates with Levers attached for Lever Low application add X into code after PLATE DESIGN (e.g. 68X67...)

NB. Plates Only can simply be reversed for Lever Low application.

FIX DEAD DUMMY OPTION

Plates with Lever/ Knob attached - achieved by custom machining both the Plate & Lever/ Knob, then fixing together with a lockbolt.

Plates Only - supplied with a 7813 Fix Dead Dummy Mount.

Backplates - Latch (Passage) - Concealed Fix

49 Series Plates with type J collar illustrated

Concealed Fix Plates cannot be supplied with Levers or Knobs attached. Door Levers & Knobs are ordered separately - see sections ST1 & ST2.

OPTIONS:
Plate designs - ST4
Seating/Collars - ST6:010

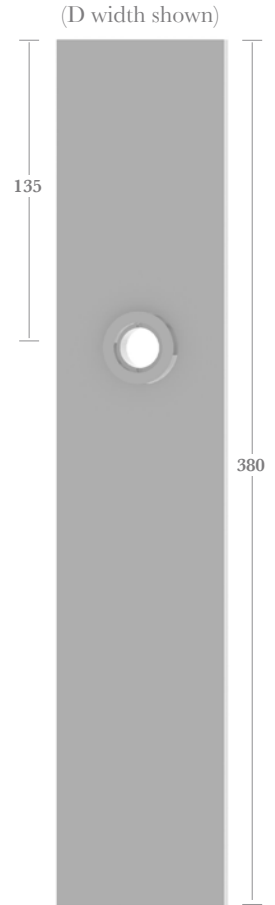
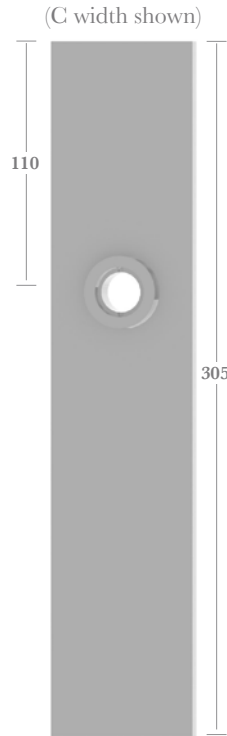
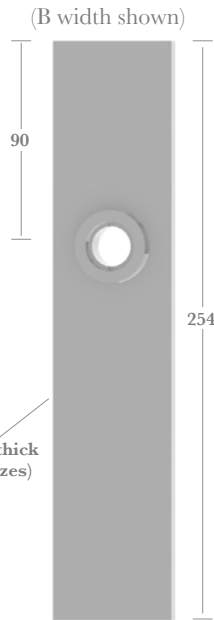
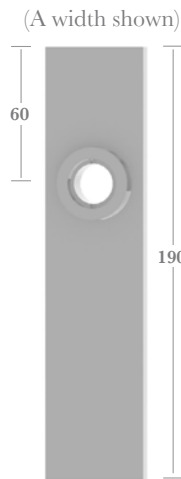


Plate Length	190mm	254mm	305mm	380mm
Length & Function Code	--11	--21	--31	--41

All Plate Lengths are available in the following widths:

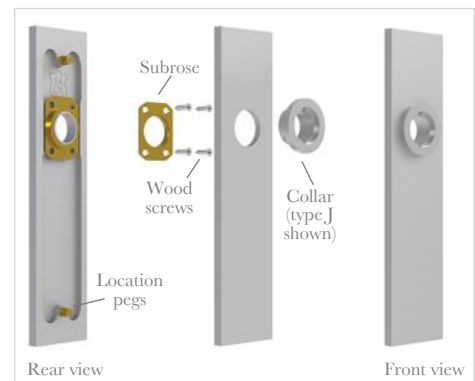
Plate Width	38mm	44mm	54mm	64mm	76mm
Code	AA*	A	B	C	D

* Availability dependent on Backplate design - see section ST4 for details

Fixings

Supplied with subroses, no.4 x 13mm wood screws, alignment collars and installation instructions.

Fix Dead Plates are supplied with 7813 mounts in place of standard subroses - see page ST6:080 for details.



How to Order Split Finish Sets - order as singles

Pair of Plates:

- 1) select PLATE DESIGN (e.g. 49 series)
- 2) add LENGTH & FUNCTION code (e.g. 4911)
- 3) add WIDTH code (e.g. 4911A)
- 4) add COLLAR DESIGN (e.g. 4911A/J)
- 5) add FINISH (e.g. 4911A/J/SN)

For FIX DEAD pair of plates add FDS (e.g. 4900B/J/PB/FDS).

Single Plate only:

For SINGLE PLATE add/H (e.g. 4911A/J/SN/H).

For FIX DEAD single plate add FD (e.g. 4911B/J/PB/H/FD).

LEVER LOW CONFIGURATION

Latch (Passage) Backplates can be ordered as shown and reversed for Lever Low application



7813



7813 (shown fitted)

FIX DEAD DUMMY OPTION



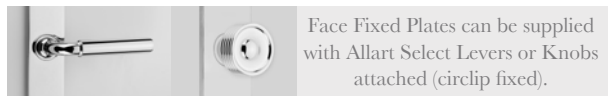
SUBROSES SUPPLIED



ALIGNMENT COLLARS SUPPLIED

Backplates - Keyhole - Face Fixed

59 Series Plates with type K collar illustrated (and R06 Cover where shown)



Face Fixed Plates can be supplied with Allart Select Levers or Knobs attached (circlip fixed).

OPTIONS:

- Plate designs - ST4
- Seating/Collars - ST6:010
- Swing Covers - ST6:040
- Lever/Knob designs - ST1 & ST2

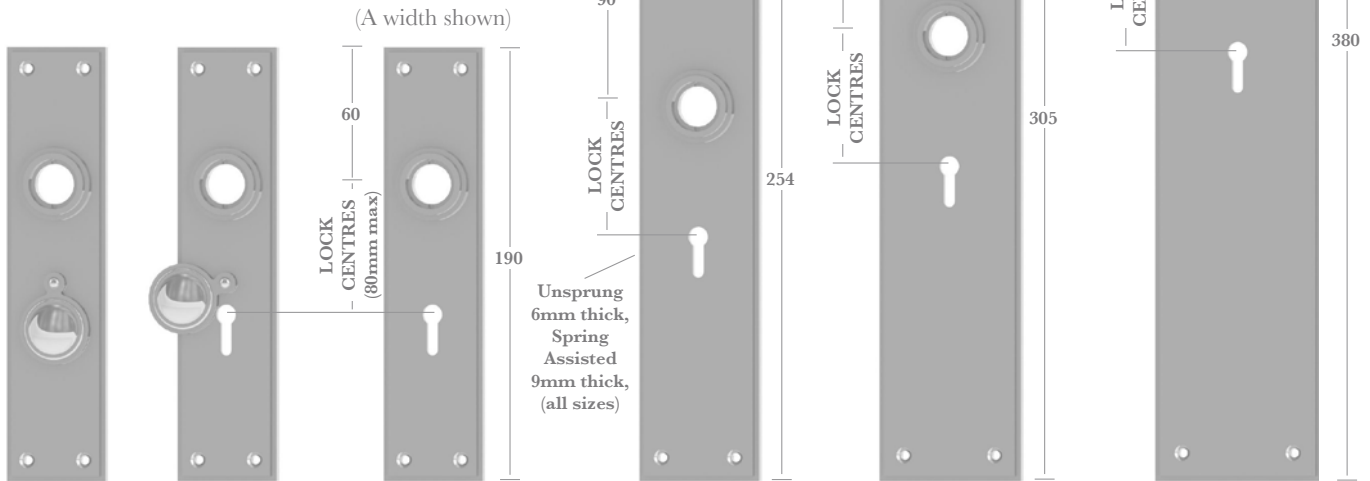


Plate Length	190mm	254mm	305mm	380mm
Keyhole only	--62	--72	--82	--92
Keyhole with Cover	--63	--73	--83	--93

All Plate Lengths are available in the following widths:

Plate Width	38mm	44mm	54mm	64mm	76mm
Code	AA*	A	B	C	D

* Availability dependent on Backplate design - see section ST4 for details

Fixings

Supplied with finish matched no.6 wood screws, alignment collars and installation instructions. An 8mm x 110mm Stainless Steel Lockpoint Spindle and grubscrews are supplied when Lever/Knob attached. Spring Assisted Sets supplied with a 125mm spindle to suit doors up to 76mm thick.

How to Order - Keyhole only

Pair of Plates with Levers/Knobs attached:

- 1) select PLATE DESIGN (e.g. 59 series)
- 2) add LENGTH & FUNCTION code (e.g. 5972)
- 3) add SPRING ASSIST if required (e.g. 5972S)
- 4) add WIDTH code (e.g. 5972S/B)
- 5) add LOCK CENTRES (e.g. 5972S/B57)
- 6) add COLLAR DESIGN (e.g. 5972S/B57K)
- 7) add FINISH (e.g. 5972S/B57K/PN)
- 8) add LEVER/KNOB code (e.g. 5972S/B57K/PN/7774)

Single Plate with Levers/Knobs attached:

For SINGLE PLATE with LEVER add HANDING LH or RH (e.g. 5972S/B57K/PN/7774RH).

For SINGLE PLATE with KNOB add/H (e.g. 5972B57K/PN/7621/H).

Pair of Plates only: (not available Spring Assisted)

- 1) select PLATE DESIGN (e.g. 59 series)
- 2) add LENGTH & FUNCTION code (e.g. 5972)
- 3) add WIDTH code (e.g. 5972/B)
- 4) add LOCK CENTRES (e.g. 5972/B57)
- 5) add COLLAR DESIGN (e.g. 5972/B57K)
- 6) add FINISH (e.g. 5972/B57K/PN).

Single Plate only:

For SINGLE PLATE add/H (e.g. 5972B57K/PN/H).

How to Order - Keyhole with Cover

Pair of Plates with Levers/Knobs attached:

- 1) select PLATE DESIGN (e.g. 59 series)
- 2) add LENGTH & FUNCTION code (e.g. 5973)
- 3) add SPRING ASSIST if required (e.g. 5973S)
- 4) add WIDTH code (e.g. 5973S/B)
- 5) add LOCK CENTRES (e.g. 5973S/B57)
- 6) add COLLAR DESIGN (e.g. 5973S/B57K)
- 7) add COVER code (e.g. 5973S/B57K/R06)
- 8) add FINISH (e.g. 5973S/B57K/R06/PN)
- 9) add LEVER/KNOB code (e.g. 5973S/B57K/R06/PN/7774).

Single Plate with Levers/Knobs attached:

For SINGLE PLATE with LEVER add HANDING LH or RH (e.g. 5973S/B57K/R06/PN/7774RH).

For SINGLE PLATE with KNOB add/H (e.g. 5973B57K/R06/PN/7621/H).

Pair of Plates only: (not available Spring Assisted)

- 1) select PLATE DESIGN (e.g. 59 series)
- 2) add LENGTH & FUNCTION code (e.g. 5973)
- 3) add WIDTH code (e.g. 5973B)
- 4) add LOCK CENTRES (e.g. 5973B57)
- 5) add COLLAR DESIGN (e.g. 5973B57K)
- 6) add COVER CODE (e.g. 5973B57K/R06)
- 7) add FINISH (e.g. 5973B57K/R06/PN).

Single Plate only: (not available Spring Assisted)

For SINGLE PLATE add/H (e.g. 5973B57K/R06/PN/H).

Split Finish Sets - order as singles

SPRING ASSISTED PLATES (9mm thick). These require a raised collar (G seating is not possible) see page ST5:210 for illustration.

HANDING - Single Lever



LH RH

Backplates - Keyhole - Concealed Fix

67 Series Plates with type G collar illustrated (and R24 Cover where shown)

Concealed Fix Plates **cannot** be supplied with Levers or Knobs attached. Door Levers & Knobs are ordered separately - see sections ST1 & ST2.

OPTIONS:
 Plate designs - ST4
 Seating/Collars - ST6:010
 Swing Covers - ST6:040

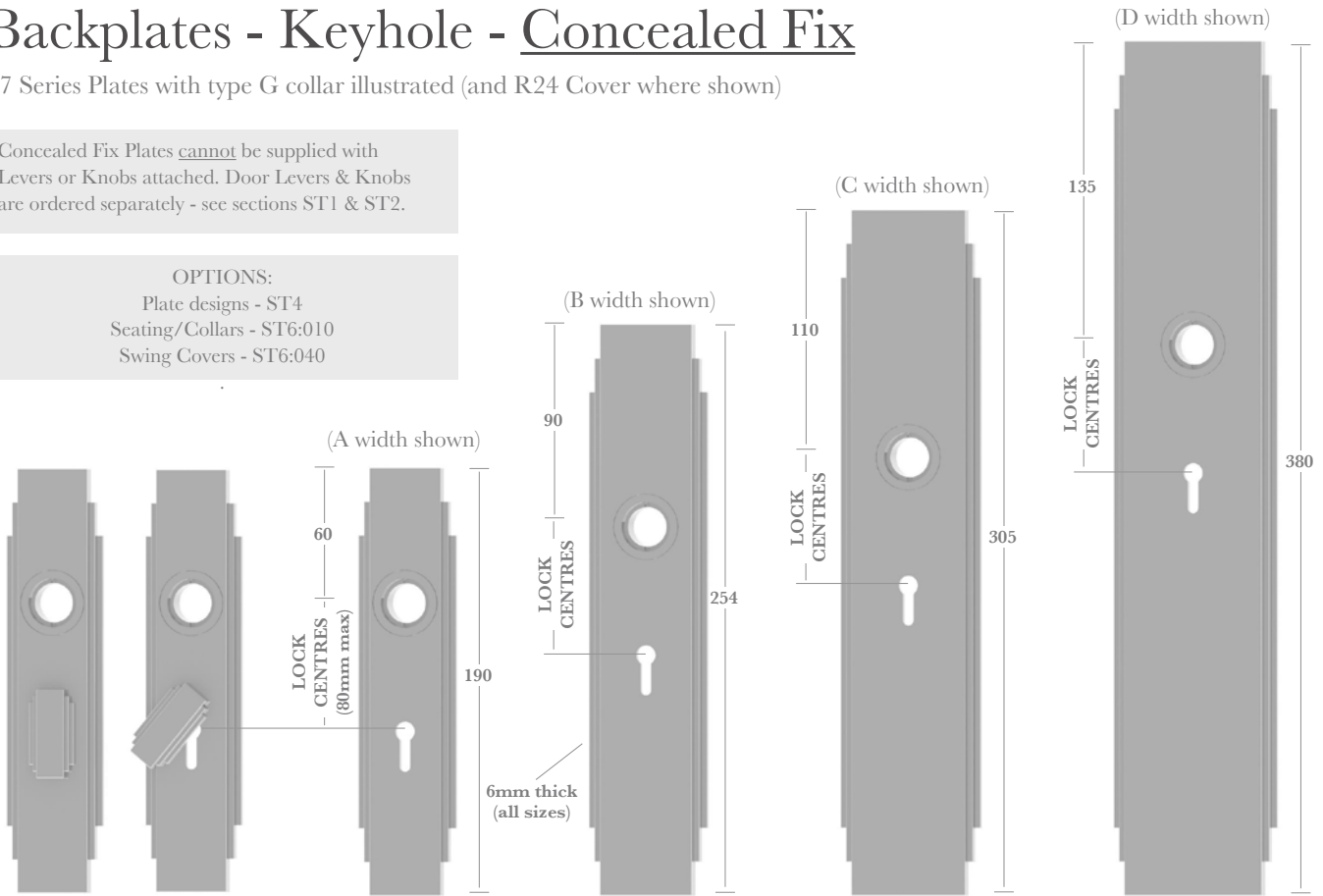


Plate Length	190mm	254mm	305mm	380mm
Keyhole only	--12	--22	--32	--42
Keyhole with Cover	--13	--23	--33	--43

All Plate Lengths are available in the following widths:

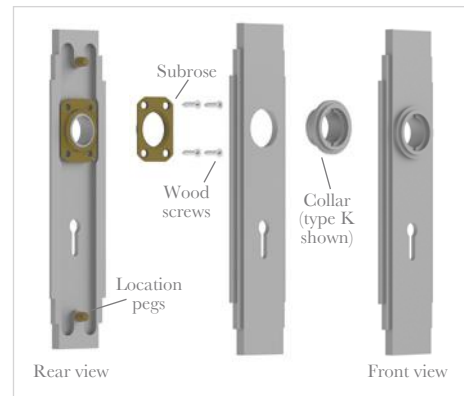
Plate Width	38mm	44mm	54mm	64mm	76mm
Code	AA*	A	B	C	D

* Availability dependent on Backplate design - see section ST4 for details

Fixings

Supplied with subroses, no.4 x 13mm wood screws, alignment collars and installation instructions.

Split Finish Sets - order as singles



How to Order - Keyhole only

Pair of Plates:

- 1) select PLATE DESIGN (e.g. **67** series)
- 2) add LENGTH & FUNCTION code (e.g. **6712**)
- 3) add WIDTH code (e.g. **6712A**)
- 4) add LOCK CENTRES (e.g. **6712A57**)
- 5) add COLLAR DESIGN (e.g. **6712A57G**)
- 6) add FINISH (e.g. **6712A57G/PC**).

Single Plate only:

For SINGLE PLATE add/H (e.g. **6712A57G/PC/H**).

How to Order - Keyhole with Cover

Pair of Plates:

- 1) select PLATE DESIGN (e.g. **67** series)
- 2) add LENGTH & FUNCTION code (e.g. **6713**)
- 3) add WIDTH code (e.g. **6713A**)
- 4) add LOCK CENTRES (e.g. **6713A57**)
- 5) add COLLAR DESIGN (e.g. **6713A57G**)
- 6) add COVER code (e.g. **6713A57G/R24**)
- 7) add FINISH (e.g. **6713A57G/R24/PC**).

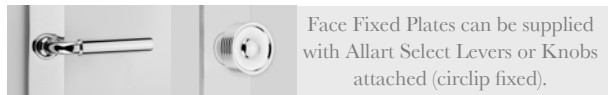
Single Plate only:

For SINGLE PLATE add/H (e.g. **6713A57G/R24/PC/H**).



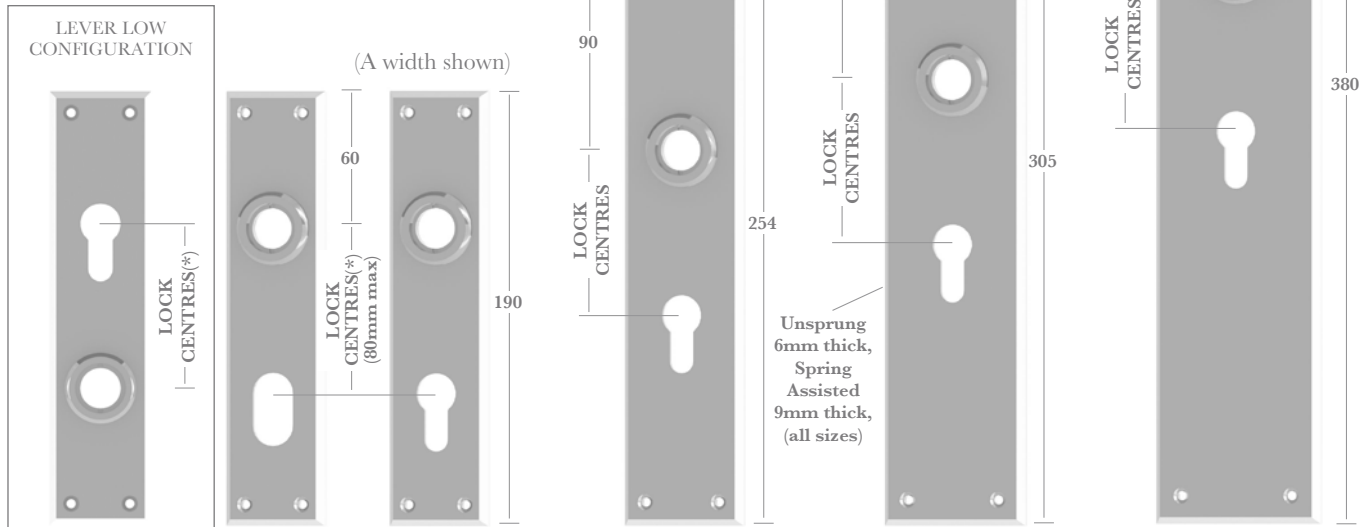
Backplates - Profile Cylinders - Face Fixed

47 Series Plates with type F collar illustrated



Face Fixed Plates can be supplied with Allart Select Levers or Knobs attached (circlip fixed).

OPTIONS:
 Plate designs - ST4
 Seating/Collars - ST6:010
 Lever/Knob designs - ST1 & ST2



(* Minimum lock centres for spring assisted 190mm plate is 72mm)

Plate Length	190mm	254mm	305mm	380mm
Oval Cylinder †	--64	--74	--84	--94
Euro Cylinder	--65	--75	--85	--95

† cutout for standard 32 x 18mm oval cylinder (larger cutouts available upon request)

All Plate Lengths are available in the following widths:

Plate Width	38mm	44mm	54mm	64mm	76mm
Code	AA*	A	B	C	D

* Availability dependent on Backplate design - see section ST4 for details

Fixings

Supplied with finish matched no.6 wood screws, alignment collars and installation instructions. An 8mm x 110mm Stainless Steel Lockpoint Spindle and grub screws are supplied when Lever/Knob attached. Spring Assisted Sets supplied with a 125mm spindle to suit doors up to 76mm thick.

How to Order

Split Finish Sets - order as singles

Pair of Plates with Levers/Knobs attached:

- 1) select PLATE DESIGN (e.g. 47 series)
 - 2) add LENGTH & FUNCTION code (e.g. 4765)
 - 3) add SPRING ASSIST if required, see below (e.g. 4765S)
 - 4) add WIDTH code (e.g. 4765SA)
 - 5) add LOCK CENTRES (e.g. 4765S/A72)
 - 6) add COLLAR DESIGN (e.g. 4765S/A72F)
 - 7) add FINISH (e.g. 4765S/A72F/PB)
 - 8) add LEVER/KNOB (e.g. 4765S/A72F/PB/7774).
- For FIX DEAD add FDS
 (e.g. 4765S/A72F/PB/7774/FDS).

Single Plate with Lever/Knob attached:

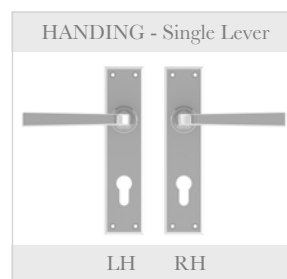
- For SINGLE PLATE with LEVER add HANDING LH or RH (e.g. 4765S/A72F/PB/7774RH).
- For SINGLE PLATE with KNOB add/H (e.g. 4765A72F/PB/7621/H).
- For FIX DEAD single plate add FD (e.g. 4765A72F/PB/7621/H/FD or 4765A72F/PB/7774RH/FD).

Pair of Plates Only: (not available Spring Assisted)

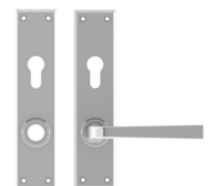
- 1) select PLATE DESIGN (e.g. 47 series)
 - 2) add LENGTH & FUNCTION code (e.g. 4765)
 - 3) add WIDTH code (e.g. 4765A)
 - 4) add LOCK CENTRES (e.g. 4765A72)
 - 5) add COLLAR DESIGN (e.g. 4765A72F)
 - 6) add FINISH (e.g. 4765A72F/PN).
- For FIX DEAD add FDS (e.g. 4765A72F/PN/FDS).

Single Plate Only: (not available Spring Assisted)

- For SINGLE PLATE add/H (e.g. 4765A72F/PN/H).
- For FIX DEAD single plate add FD (e.g. 4765A72F/PN/H/FD).



LEVER LOW CONFIGURATION



To order for Lever Low application add X into code after PLATE DESIGN (e.g. 47X65...).

FIX DEAD DUMMY OPTION



Plates with Lever/ Knob attached - achieved by custom machining both the Plate & Lever/ Knob, then fixing together with a lockbolt.

Plates Only - supplied with a 7813 Fix Dead Dummy Mount.



SPRING ASSISTED PLATES (9mm thick). These require a raised collar (G seating is not possible) see page ST5:210 for illustration.

Backplates - Profile Cylinders - Concealed Fix

32 Series Plates with type K collar illustrated

Concealed Fix Plates cannot be supplied with Levers or Knobs attached. Door Levers & Knobs are ordered separately - see sections ST1 & ST2.

OPTIONS:
Plate designs - ST4
Seating/Collars - ST6:010

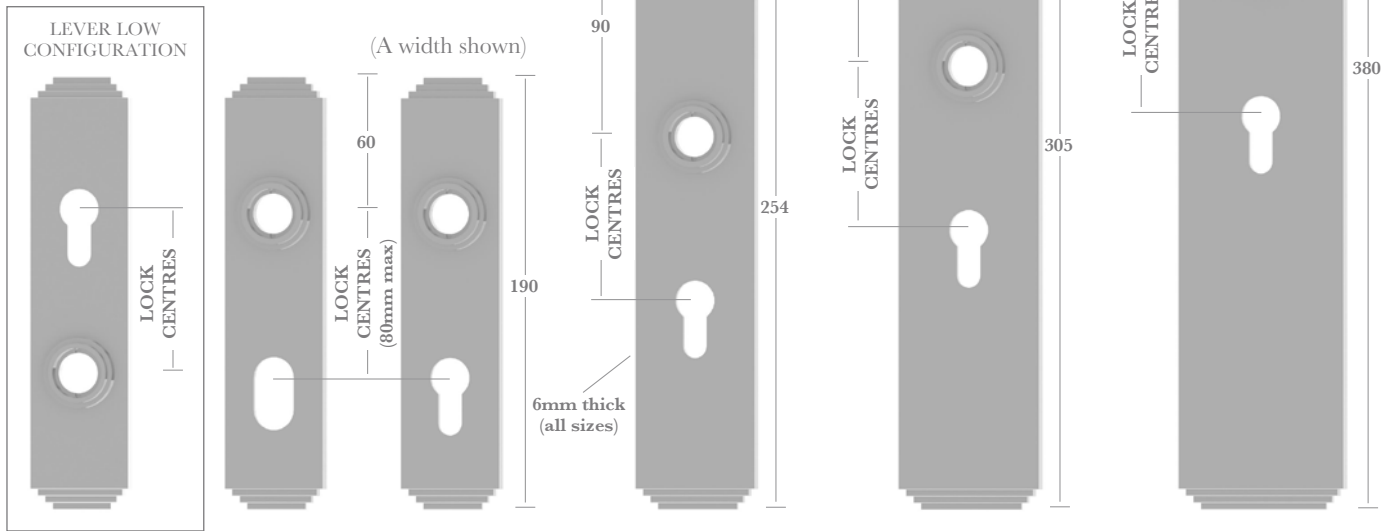


Plate Length	190mm	254mm	305mm	380mm
Oval Cylinder †	--14	--24	--34	--44
Euro Cylinder	--15	--25	--35	--45

† cutout for standard 32 x 18mm oval cylinder (larger cutouts available upon request)

All Plate Lengths are available in the following widths:

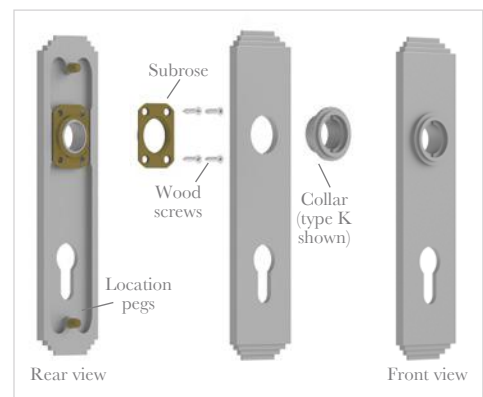
Plate Width	38mm	44mm	54mm	64mm	76mm
Code	AA*	A	B	C	D

* Availability dependent on Backplate design - see section ST4 for details

Fixings

Supplied with subroses, no.4 x 13mm wood screws, alignment collars and installation instructions.

Fix Dead Plates are supplied with 7813 mounts in place of standard subroses - see page ST6:080 for details.



How to Order

Split Finish Sets - order as singles

Pair of Plates:

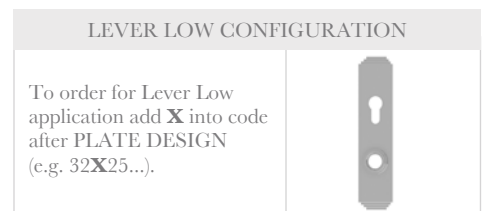
- 1) select PLATE DESIGN (e.g. **32** series)
- 2) add LENGTH & FUNCTION code (e.g. **3225**)
- 3) add WIDTH code (e.g. **3225A**)
- 4) add LOCK CENTRES (e.g. **3225A72**)
- 5) add COLLAR DESIGN (e.g. **3225A72K**)
- 6) add FINISH (e.g. **3225A72K/PC**).

For FIX DEAD pair of plates add FDS (e.g. **3225A72K/PC/FDS**).

Single Plate only:

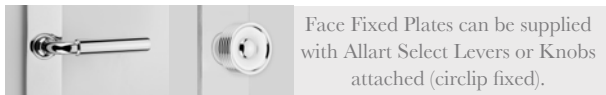
For SINGLE PLATE add/H (e.g. **3225A72K/PC/H**).

For FIX DEAD single plate add FD (e.g. **3225A72K/PC/H/FD**).



Backplates - Privacy - Face Fixed

68 Series Plates with type G seating, T55 Turn & R21 Cover illustrated.



Face Fixed Plates can be supplied with Allart Select Levers or Knobs attached (circlip fixed).

OPTIONS:
 Plate designs - ST4
 Seating/Collars - ST6:010
 Thumb Turns - ST6:020 & 030
 Swing Covers/Coin Releases - ST6:040.
 Lever/Knob designs - ST1 & ST2

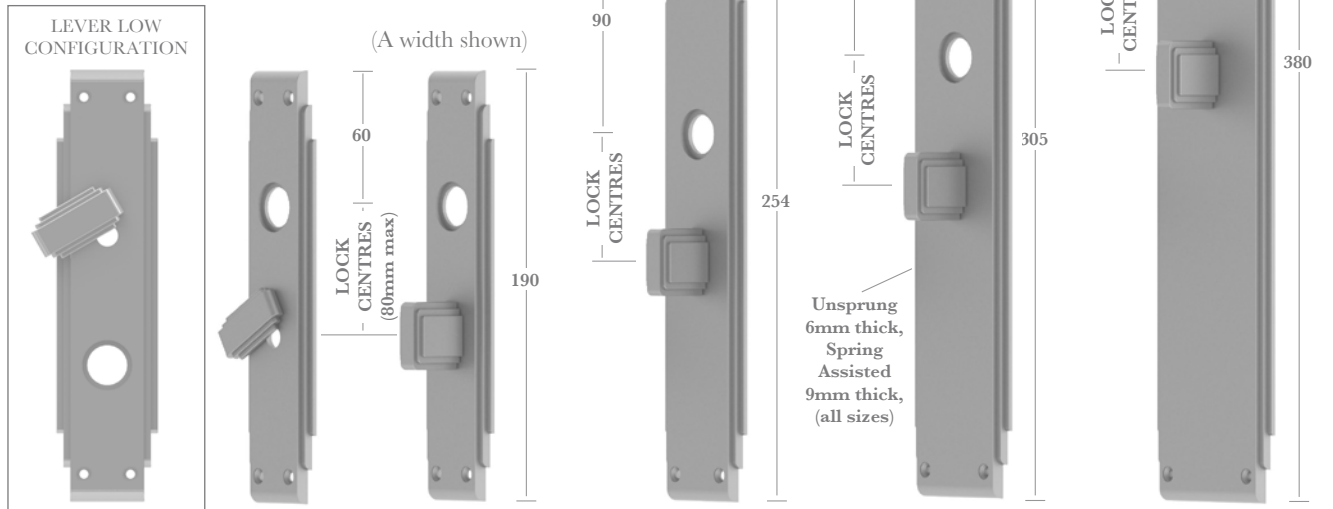


Plate Length	190mm	254mm	305mm	380mm
Length & Function Code	--67	--77	--87	--97

All Plate Lengths are available in the following widths:

Plate Width	38mm	44mm	54mm	64mm	76mm
Code	AA*	A	B	C	D

* Availability dependent on Backplate design - see section ST4 for details

Fixings

Supplied with finish matched no.6 wood screws, alignment collars and installation instructions. An 8mm x 110mm Stainless Steel Lockpoint Spindle and grubscrews are supplied when Lever/Knob attached. Spring Assisted Sets supplied with a 125mm spindle to suit doors up to 76mm thick.

How to Order Split Finish Sets - order as singles

Pair of Plates with Levers/Knobs attached:

- 1) select PLATE DESIGN (e.g. 68 series)
- 2) add LENGTH & FUNCTION code (e.g. 6877)
- 3) add SPRING ASSIST if required (e.g. 6877S)
- 4) add WIDTH code (e.g. 6877S/B)
- 5) add LOCK CENTRES (e.g. 6877S/B57)
- 6) add COLLAR DESIGN (e.g. 6877S/B57L)
- 7) add TURN & SPINDLE ORIENTATION code (e.g. 6877S/B57L/T55D)
- 8) add COVER/RELEASE code (e.g. 6877S/B57L/T55D/R21)
- 9) add FINISH (e.g. 6877S/B57L/T55D/R21/PN)
- 10) add LEVER/KNOB code (e.g. 6877S/B57L/T55D/R21/PN/7732)

LEVERS ONLY - add HANDING LH or RH (e.g. 6877S/B57L/T55D/R21/PN/7732RH).

NB. Privacy Sets with Levers fitted are handed from RELEASE side (see illustration).

Single Plate with Lever/Knob attached:

Include TURN code or COVER/RELEASE code only (e.g. 6877S/B57L/T55D/PN/7732RH or 6877S/B57L/R21/PN/7732RH).

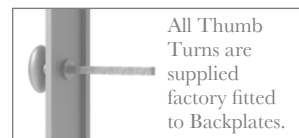
NB. Single Plates with Levers fitted are handed as individual pieces - see handing illustration.

Pair of Plates Only: (not available Spring Assisted)

- 1) select PLATE DESIGN (e.g. 68 series)
- 2) add LENGTH & FUNCTION code (e.g. 6877)
- 3) add WIDTH code (e.g. 6877B)
- 4) add LOCK CENTRES (e.g. 6877B57)
- 5) add COLLAR DESIGN (e.g. 6877B57G)
- 6) add TURN & SPINDLE ORIENTATION code (e.g. 6877B57G/T55D)
- 7) add COVER/RELEASE code (e.g. 6877B57G/T55D/R21)
- 8) add FINISH (e.g. 6877B57G/T55D/R21/PN).


Single Plate Only: (not available Spring Assisted)

Include either TURN code or COVER/RELEASE code only (e.g. 6877B57G/T55D/PN or 6877B57G/R21/PN).

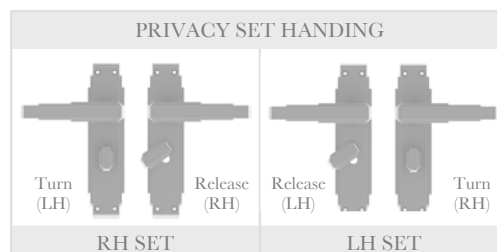


All Thumb Turns are supplied factory fitted to Backplates.

SPRING ASSISTED PLATES (9mm thick). These require a raised collar (G seating is not possible) see page ST5:210 for illustration.



To order for Lever Low application add **X** into code after PLATE DESIGN (e.g. 68**X**77...).



Backplates - Privacy - Concealed Fix

60 Series Plates with type L collar, T51 Turn, R17 Cover illustrated.

Concealed Fix Plates **cannot** be supplied with Levers or Knobs attached. Door Levers & Knobs are ordered separately - see sections ST1 & ST2.

OPTIONS:

- Plate designs - ST4
- Seating/Collars - ST6:010
- Thumb Turns - ST6:020 & 030
- Swing Covers/Coin Releases - ST6:040.

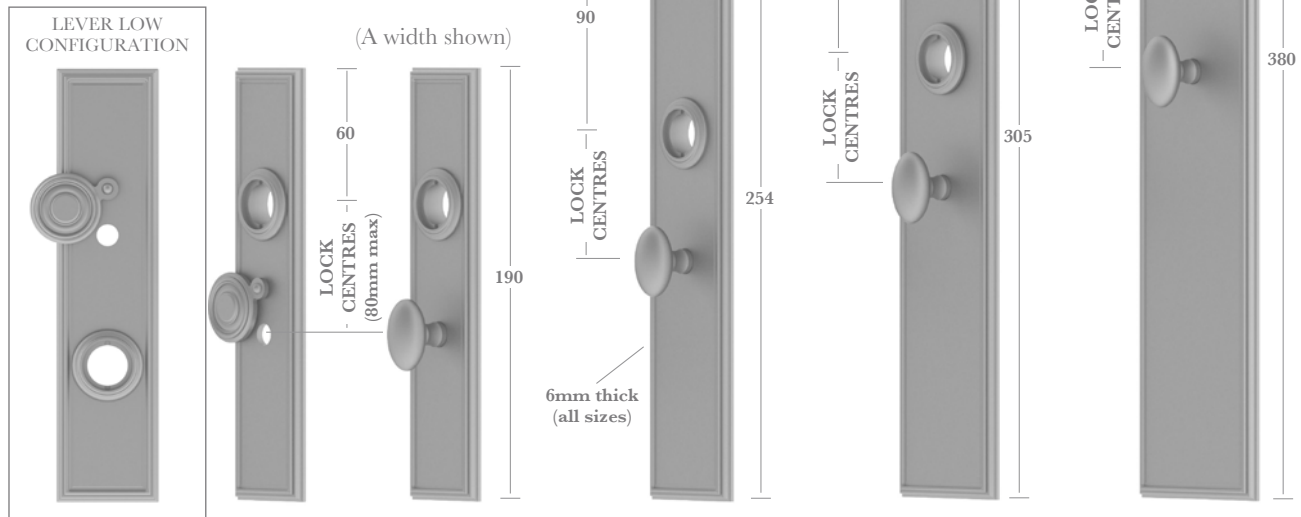
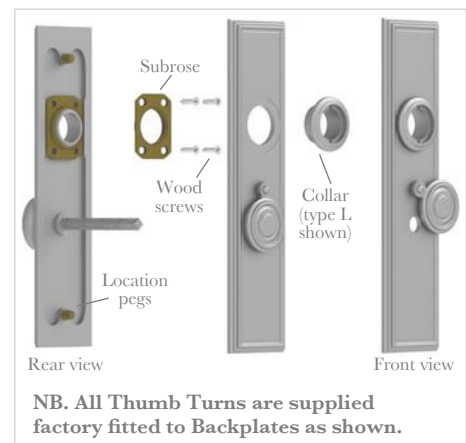


Plate Length	190mm	254mm	305mm	380mm
Length & Function Code	--17	--27	--37	--47

All Plate Lengths are available in the following widths:

Plate Width	38mm	44mm	54mm	64mm	76mm
Code	AA*	A	B	C	D

* Availability dependent on Backplate design - see section ST4 for details



Fixings

Supplied with subroses, no.4 x 13mm wood screws, alignment collars and installation instructions.

How to Order

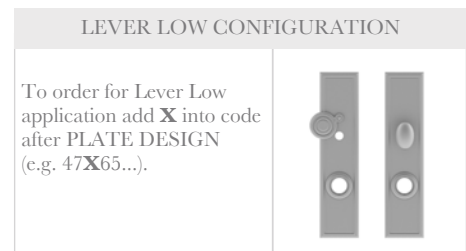
Split Finish Sets - order as singles

Pair of Plates:

- 1) select PLATE DESIGN (e.g. **60** series)
- 2) add LENGTH & FUNCTION code (e.g. 60**17**)
- 3) add WIDTH code (e.g. 6017**B**)
- 4) add LOCK CENTRES (e.g. 6017B**57**)
- 5) add COLLAR DESIGN (e.g. 6017B57**L**)
- 6) add TURN & SPINDLE ORIENTATION code (e.g. 6017B57L/**T51S**)
- 7) add COVER/RELEASE code (e.g. 6017B57L/T51S/**R17**)
- 8) add FINISH (e.g. 6017B57L/T51S/R17/**PN**).

Single Plate only:

For SINGLE PLATE - include either TURN or COVER/RELEASE code only (e.g. 6017B57L/**T51S**/PN or 6017B57L/**R17**/PN).



Backplates - Accurate Mortise Locks - Face Fixed

49 Series Plates with type G seating, T67 Turn & C01 Cylinder option illustrated



Face Fixed Exterior Door Set Plates can be supplied with Allart Select Levers or Knobs attached (circlip fixed).



Designed to work in conjunction with Accurate 9000/9100 series full mortise locks

OPTIONS:
 Plate designs - ST4
 Seating/Collars - ST6:010
 Thumb Turns - ST6:020 & 030
 Cylinder Options - ST6:050
 Lever/Knob designs - ST1 & ST2

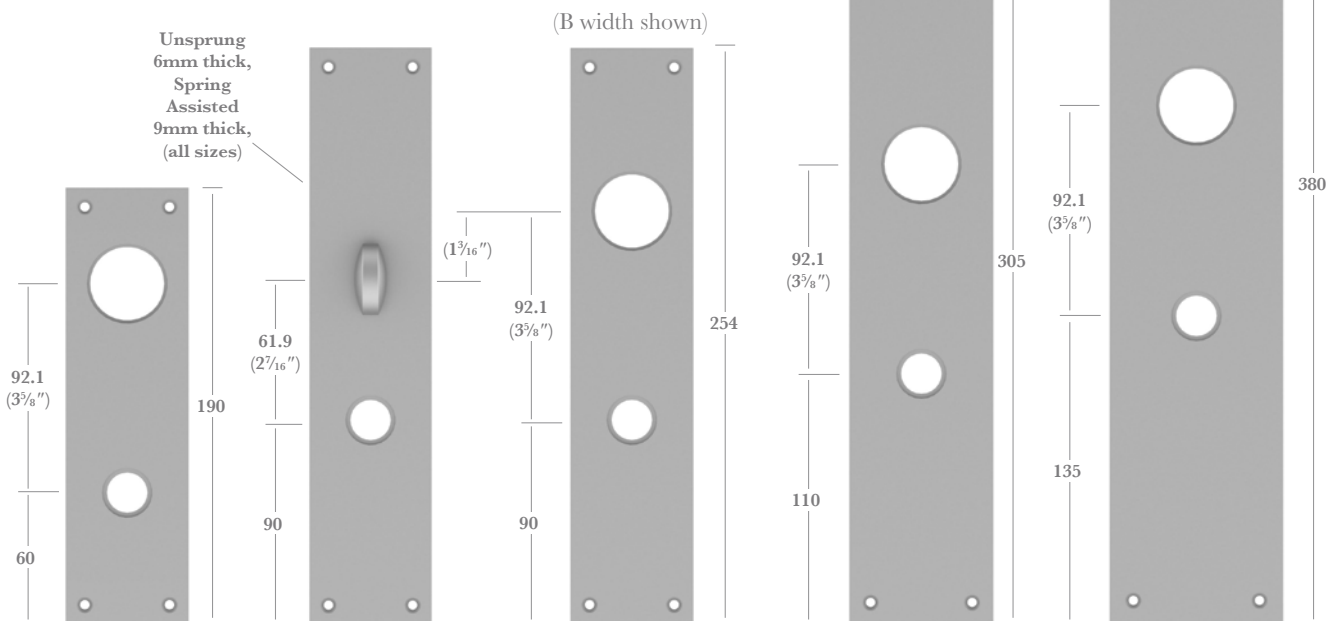


Plate Length	190mm	254mm	305mm	380mm
Code	--6	--7	--8	--9


All Plate Lengths are available in the following widths:

Plate Width	44mm	54mm	64mm	76mm
Code	A*	B	C	D

* Availability dependent on Backplate design - see section ST4 for details

Fixings

Supplied with finish matched no.6 wood screws, alignment collars and installation instructions. An 8mm x 110mm Stainless Steel Lockpoint Spindle and grub screws are supplied when Lever/Knob attached. Spring Assisted Sets supplied with an 8mm x 125mm stainless steel lockpoint spindle with grub screws, to suit doors up to 76mm thick.



Continues overleaf >

Backplates - Accurate Mortise Locks - Face Fixed

Function	Double Cylinder	Entry	Patio	Storeroom
Code	A01 or AS01	A02 or AS02	A03 or AS03	A04 or AS04
A = 6mm thick (Unsprung)		(*)		(*)
AS = 9mm thick (Spring Assisted)				
Outside Plate	Cylinder	Cylinder	Plain	Cylinder
Inside Plate	Cylinder	Thumb Turn	Thumb Turn	Plain

(*) If functions 02 & 04 are required with operating inside handles & fixed dead dummy outside handles, please order two separate single plates as below. **NB. Ensure you order AS version if a 9mm thick plate is required.**

Function	Passage	Cylinder	Thumb Turn	Passage
Code	A05 or AS05	A06 or AS06	A07 or AS07	A08 or AS08
A = 6mm thick (Unsprung)				
AS = 9mm thick (Spring Assisted)				
Outside Plate	Plain	Cylinder	-	Plain
Inside Plate	Plain		Thumb Turn	

How to Order Split Finish Sets - order as singles

Plates with Levers/Knobs attached:

- 1) select PLATE DESIGN (e.g. 49 series)
- 2) add LENGTH code (e.g. 497)
- 3) add FUNCTION code (e.g. 497**A02**)
- 4) add WIDTH code (e.g. 497A02**B**)
- 5) add COLLAR DESIGN (e.g. 497A02B/**G**)
- 6) add TURN code if required (e.g. 497A02B/G/**T67**)
- 7) add CYLINDER OPTION code if required (e.g. 497A02B/G/T67/**C01**)
- 8) add FINISH code (e.g. 497A02B/G/T67/C01/**PN**)
- 9) add LEVER/KNOB code (e.g. 497A02B/G/T67/C01/PN/**7774**).

All functions (except A01 & A05) with LEVERS - add HANDING LH or RH (e.g. 497A02B/G/T67/C01/PN/7774**RH**).

NB. Exterior Door Sets are handed from OUTSIDE Plate; Single Plates with Levers attached are handed as per LEVER ORIENTATION - see handing illustrations.

For FIX DEAD pair of plates add FDS to code (e.g. 497A05B/G/PN/7774/**FDS**).

For FIX DEAD single plates add FD to code (e.g. 497A08B/G/PN/7774LH/**FD**).

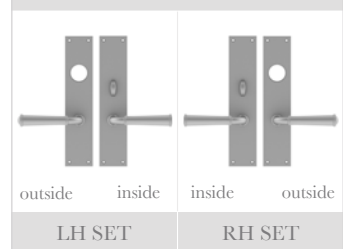
Plates Only:

- 1) select PLATE DESIGN (e.g. 49 series)
- 2) add LENGTH code (e.g. 497)
- 3) add FUNCTION code (e.g. 497**A02**)
- 4) add WIDTH code (e.g. 497A02**B**)
- 5) add COLLAR DESIGN (e.g. 497A02B/**G**)
- 6) add TURN code if required (e.g. 497A02B/G/**T67**)
- 7) add CYLINDER OPTION code if required (e.g. 497A02B/G/T67/**C01**)
- 8) add FINISH code (e.g. 497A02B/G/T67/C01/**PN**).

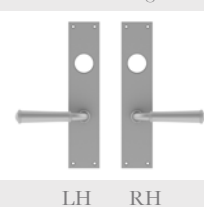
For FIX DEAD pair of plates add FDS to code (e.g. 497A05B/G/PN/**FDS**).

For FIX DEAD single plates add FD to code (e.g. 497A08B/G/PN/**FD**).

EXTERIOR DOOR SET HANDING



HANDING - Single Lever



FIX DEAD DUMMY OPTION



Plates with Lever/
Knob attached -
achieved by custom machining
both the Plate & Lever/Knob,
then fixing together with a
lockbolt.

Plates Only - supplied
with a 7813 Fix Dead
Dummy Mount.



SPRING ASSISTED PLATES (9mm thick). These require a raised collar (G seating is not possible) see page ST5:210 for illustration.

METAL SKINNED DOORS - Add MTS to CODE (e.g./PN/7774RH/MTS) and backplates will be supplied with metal thread screws instead of wood screws.



Backplates - Accurate Mortise Locks - Concealed Fix

87 Series Plates with type L collar, T53 Turn & C01 Cylinder option illustrated

Concealed Fix Plates cannot be supplied with Levers or Knobs attached. Door Levers & Knobs are ordered separately - see sections ST1 & ST2.

OPTIONS:
 Plate designs - ST4
 Seating/Collars - ST6:010
 Thumb Turns - ST6:020 & 030
 Cylinder Options - ST6:050

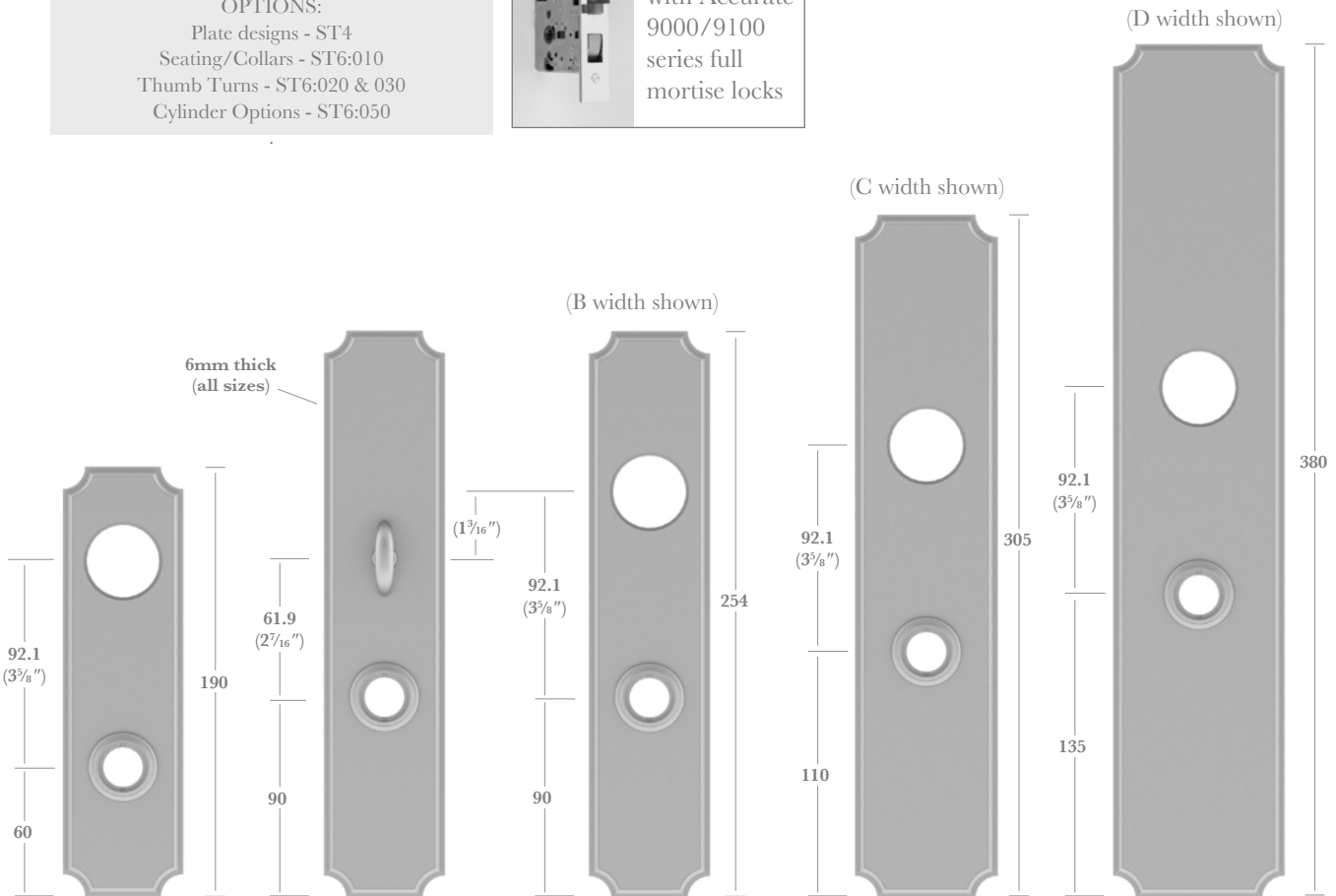


Plate Length	190mm	254mm	305mm	380mm
Code	--1	--2	--3	--4

All Plate Lengths are available in the following widths:

Plate Width	44mm	54mm	64mm	76mm
Code	A*	B	C	D

* Availability dependent on Backplate design - see section ST4 for details

Fixings

Supplied with subroses, no.4 x 13mm wood screws, alignment collars and installation instructions.

Fix Dead Plates are supplied with 7813 mounts in place of standard subroses - see page ST6:080 for details.

LEVER HIGH CONFIGURATION

Backplates can be ordered as shown and reversed for Lever High application.



NB. All Thumb Turns are supplied factory fitted to Backplates as shown.

Continues overleaf >

Backplates - Accurate Mortise Locks - Concealed Fix

Function	Double Cylinder	Entry	Patio	Storeroom
Code	A01	A02	A03	A04
Outside Plate	Cylinder	Cylinder	Plain	Cylinder
Inside Plate	Cylinder	Thumb Turn	Thumb Turn	Plain

Function	Passage	Cylinder	Thumb Turn	Passage
Code	A05	A06	A07	A08
Outside Plate	Plain	Cylinder	-	Plain
Inside Plate	Plain		Thumb Turn	

How to Order

Split Finish Sets -
order as singles

- 1) select PLATE DESIGN (e.g. **87** series)
- 2) add LENGTH code (e.g. **872**)
- 3) add FUNCTION code (e.g. **872A02**)
- 4) add WIDTH code (e.g. **872A02B**)
- 5) add COLLAR DESIGN (e.g. **872A02B/L**)
- 6) add TURN code if required (e.g. **872A02B/L/T53**)
- 7) add CYLINDER OPTION code if required (e.g. **872A02B/L/T53/C01**)
- 8) add FINISH code (e.g. **872A02B/L/T53/C01/PN**).

For FIX DEAD pairs of plates add FDS (e.g. **872A05B/L/PN/FDS**).

For FIX DEAD single plate add FD (e.g. **872A08B/L/PN/FD**).



METAL SKINNED DOORS - Add MTS to CODE (e.g.C01/PN/MTS)
and subroses will be supplied with metal thread screws instead of wood screws.



Backplates - Accurate Mortise Locks - Blind Bolt Fixed

67 Series Plates with type G seating, T73 Turn & C01 Cylinder option illustrated



Blind Bolt Fixed Exterior Door Set Plates can be supplied with Allart Select Levers or Knobs attached (circlip fixed).



Designed to work in conjunction with Accurate 9000/9100 series full mortise locks

OPTIONS:
 Plate designs - ST4
 Seating/Collars - ST6:010
 Thumb Turns - ST6:020 & 030
 Cylinder Options - ST6:050
 Lever/Knob designs - ST1 & ST2

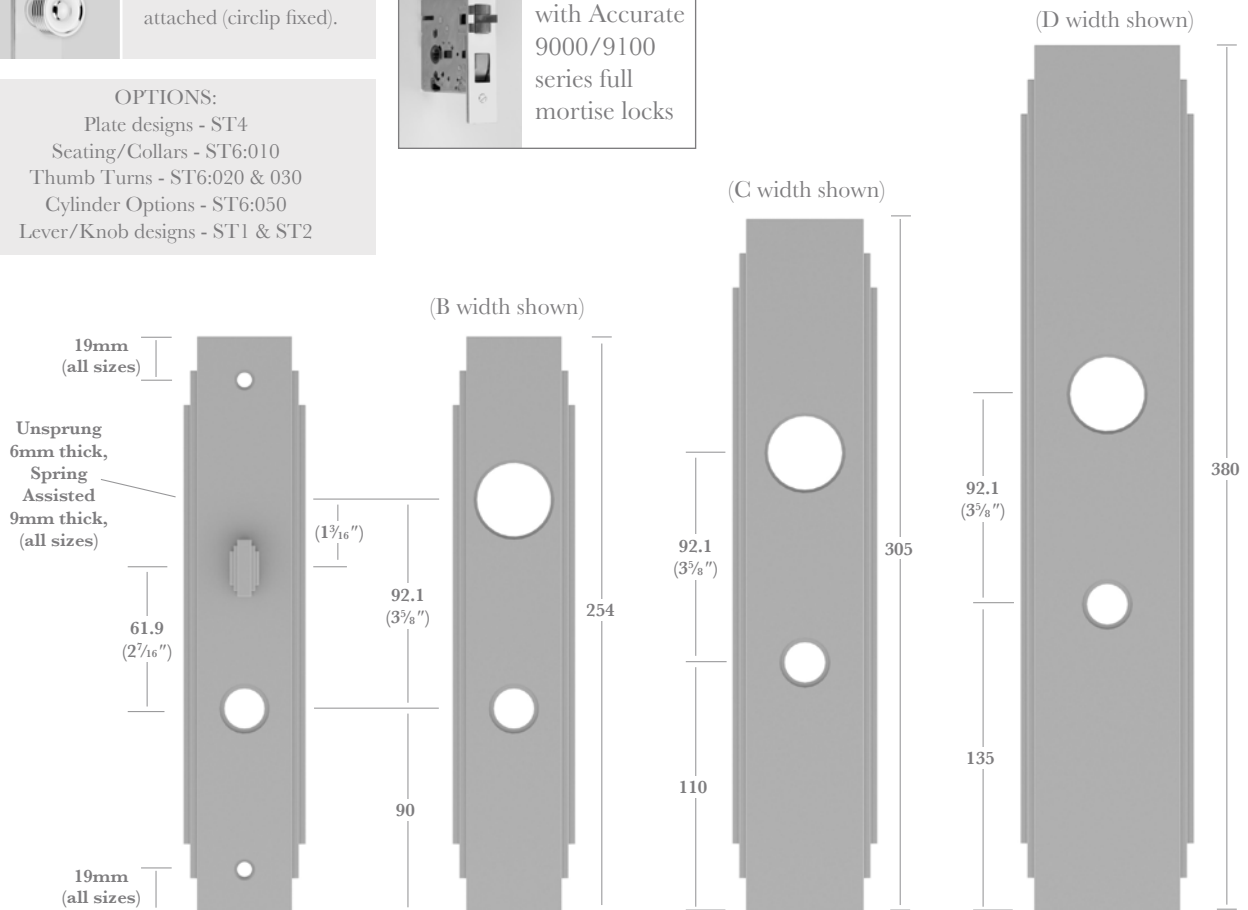


Plate Length	254mm	305mm	380mm
Code	--7	--8	--9


All Plate Lengths are available in the following widths:

Plate Width	44mm	54mm	64mm	76mm
Code	A*	B	C	D

* Availability dependent on Backplate design - see section ST4 for details

Fixings

Supplied with M5 x 25mm finish matched slotted blind nuts and M5 allthreads, alignment collars and installation instructions.
 An 8mm x 110mm stainless steel Lockpoint Spindle and grub screws are supplied when Lever/Knob attached, to suit doors up to 64mm thick (longer spindles available - see ST6:080). Spring Assisted Sets supplied with an 8mm x 125mm stainless steel lockpoint spindle with grub screws, to suit doors up to 76mm thick.



Continues overleaf >

Backplates - Accurate Mortise Locks - Blind Bolt Fixed

Function	Double Cylinder	Entry	Patio	Storeroom	Passage
Code	A11 or AS11	A12 or AS12	A13 or AS13	A14 or AS14	A15 or AS15
A = 6mm thick (Unsprung)		(*)	(*)	(*)	(*)
AS = 9mm thick (Spring Assisted)					
Outside Plate	Cylinder	Cylinder	Plain	Cylinder	Plain
Inside Plate	Cylinder	Thumb Turn	Thumb Turn	Plain	Plain

(*) If functions are required with operating inside handles & fixed dead dummy outside handles, please order two separate single plates as below. **NB. Ensure you order AS version if a 9mm thick plate is required.**

Function	Cylinder	Cylinder	Thumb Turn	Passage	Passage
Code	A16 or AS16	A17 or AS17	A18 or AS18	A19 or AS19	A20 or AS20
A = 6mm thick (Unsprung)					
AS = 9mm thick (Spring Assisted)					
Outside Plate	Cylinder	-	-	Plain	-
Inside Plate	-	Cylinder	Thumb Turn	-	Plain

How to Order

Split Finish Sets - order as singles

Plates with Levers/Knobs attached:

- 1) select PLATE DESIGN (e.g. 67 series)
- 2) add LENGTH code (e.g. 677)
- 3) add FUNCTION code (e.g. 677A12)
- 4) add WIDTH code (e.g. 677A12B)
- 5) add COLLAR DESIGN (e.g. 677A12B/G)
- 6) add TURN code if required (e.g. 677A12B/G/T73)
- 7) add CYLINDER OPTION code if required (e.g. 677A12B/G/T73/C01)
- 8) add FINISH code (e.g. 677A12B/G/T73/C01/PN)
- 9) add LEVER/KNOB code (e.g. 677A12B/G/T73/C01/PN/7734).

All FUNCTIONS with LEVERS - add HANDLING LH or RH (e.g. 677A12B/G/T73/C01/PN/7734RH).

NB. Exterior Door Sets are handed from OUTSIDE Plate; Single Plates with Levers attached are handed as per LEVER ORIENTATION - see handing illustrations.

For FIX DEAD pair of plates add FDS to code (e.g. 677A15B/G/PN/7734RH/FDS).

For FIX DEAD single plates add FD to code (e.g. 677A19B/G/PN/7734LH/FD).


Plates Only:

- 1) select PLATE DESIGN (e.g. 67 series)
 - 2) add LENGTH code (e.g. 677)
 - 3) add FUNCTION code (e.g. 677A12)
 - 4) add WIDTH code (e.g. 677A12B)
 - 5) add COLLAR DESIGN (e.g. 677A12B/G)
 - 6) add TURN code if required (e.g. 677A12B/G/T73)
 - 7) add CYLINDER OPTION code if required (e.g. 677A12B/G/T73/C01)
 - 8) add FINISH code (e.g. 677A12B/G/T73/C01/PN).
- For FIX DEAD pair of plates add FDS to code (e.g. 677A15B/G/PN/FDS).
- For FIX DEAD single plates add FD to code (e.g. 677A19B/G/PN/FD).

SPRING ASSISTED PLATES (9mm thick). These require a raised collar (G seating is not possible) see page ST5:210 for illustration.

METAL SKINNED DOORS - Blind Bolt Fixing is suitable for use with metal skinned doors - no adaption necessary.

EXTERIOR DOOR SET HANDING



HANDING - Single Lever



FIX DEAD DUMMY OPTION

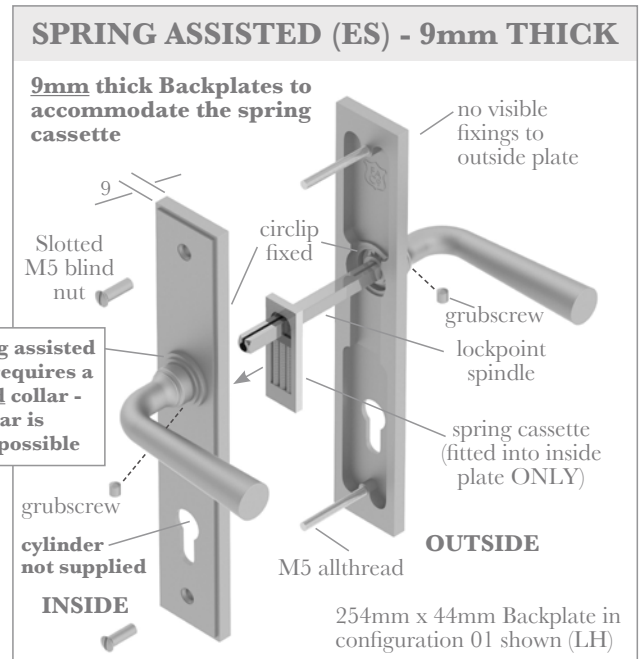
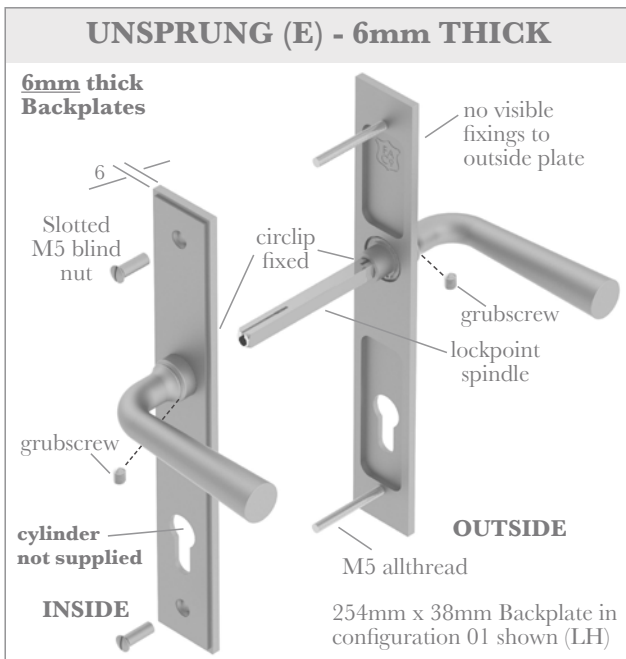


Plates with Lever/ Knob attached - achieved by custom machining both the Plate & Lever/ Knob, then fixing together with a lockbolt.

Plates Only - supplied with a 7813 Fix Dead Dummy Mount.



Multipoint Sets - Euro Profile Locks



OPTIONS:
 Plate designs - ST4
 Seating/Collars - ST6:010
 Lever designs - ST1

6mm thick - Code E
 9mm thick - Code ES

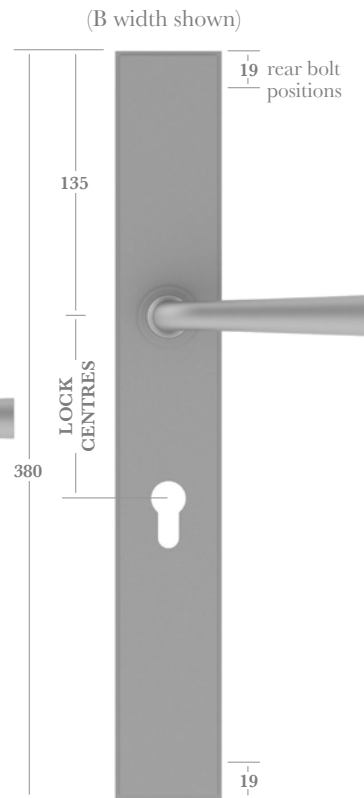
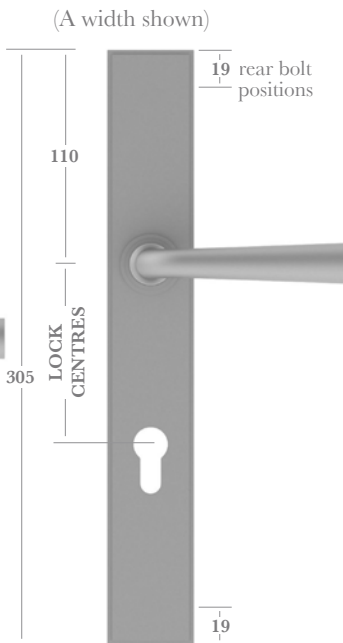
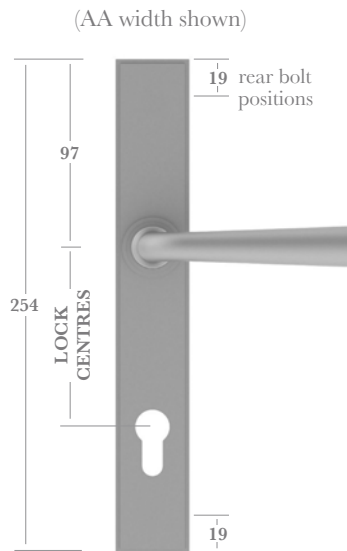



Plate Length	254mm	305mm	380mm
Code	--7	--8	--9

Plate Width	27mm	32mm	38mm	44mm	54mm	64mm
Code	AC*	AB*	AA*	A	B	C

*Availability dependent on Backplate design - see section ST4 for details.

Continues overleaf >

Multipoint Sets - Euro Profile Locks (continued)

Function Code	E01 or ES01	E02 or ES02	E03 or ES03	E04 or ES04	E05 or ES05
E = 6mm thick (Unsprung)					
ES = 9mm thick (Spring Assisted)	LH set shown	LH set shown (*)	LH set shown	LH set shown (*)	LH set shown
Outside Plate	Lever & Euro Cutout	Lever only (*)	Blank	Lever only (*)	Blank
Inside Plate	Lever & Euro Cutout	Lever & Euro Cutout	Lever & Euro Cutout	Lever only	Lever only

(*) If functions 02 & 04 are required with operating inside handles & fixed dead dummy outside handles, please order two separate single plates as below. **NB. Ensure you order ES version if a 9mm thick plate is required.**

Function Code	E06 or ES06	E07 or ES07	E08 or ES08	E09 or ES09	E10 or ES10	E11 or ES11	E12 or ES12	E13 or ES13
E = 6mm thick (Unsprung)								
ES = 9mm thick (Spring Assisted)	RH shown	RH shown	LH shown	LH shown	Blank	Euro Cutout	Blank	Euro Cutout
Outside Plate	-	-	Lever & Euro Cutout	Lever only	Blank	Euro Cutout	-	-
Inside Plate	Lever & Euro Cutout	Lever only	-	-	-	-	Blank	Euro Cutout

Fixings

Supplied with M5 x 25mm finish matched slotted blind nuts and M5 allthreads. Unsprung Sets supplied with an 8mm x 110mm stainless steel lockpoint spindle with grubscrews, to suit doors up to 64mm thick. Spring Assisted Sets supplied with an 8mm x 125mm stainless steel lockpoint spindle with grubscrews, to suit doors up to 76mm thick.

How to Order Split Finish Sets - order as singles

Functions E (6mm thick, Unsprung):

- 1) select PLATE DESIGN (e.g. 59 series)
- 2) add LENGTH code (e.g. 597)
- 3) add FUNCTION code (e.g. 597E01)
- 4) add WIDTH code (e.g. 597E01AA)
- 5) add LOCK CENTRES - if applicable (e.g. 597E01AA92)
- 6) add COLLAR DESIGN (e.g. 597E01AA92K)
- 7) add FINISH (e.g. 597E01AA92K/PN)
- 8) add LEVER code (e.g. 597E01AA92K/PN/7706)
- 9) add HANDING LH or RH (e.g. 597E01AA92K/PN/7706RH).

For FIX DEAD pair of plates add FDS to code (e.g. 597E04AA/K/PN/7706RH/FDS).

For FIX DEAD single plates add FD to code (e.g. 597E09AA/K/PN/7706LH/FD).

Functions ES (9mm thick, Spring Assisted):

- 1) select PLATE DESIGN (e.g. 59 series)
- 2) add LENGTH code (e.g. 597)
- 3) add FUNCTION code (e.g. 597ES01)
- 4) add WIDTH code (e.g. 597ES01AA)
- 5) add LOCK CENTRES - if applicable (e.g. 597ES01AA92)
- 6) add COLLAR DESIGN (e.g. 597ES01AA92K)
- 7) add FINISH (e.g. 597ES01AA92K/PN)
- 8) add LEVER code (e.g. 597ES01AA92K/PN/7706)
- 9) add HANDING LH or RH (e.g. 597ES01AA92K/PN/7706RH).

For FIX DEAD pair of plates add FDS to code (e.g. 597ES04AA/K/PN/7706RH/FDS).

For FIX DEAD single plates add FD to code (e.g. 597ES09AA/K/PN/7706LH/FD).

HANDING - Multipoint Lock Sets are handed from the OUTSIDE plate, see Multipoint Set Handing box above. Single Plates with Levers attached are handed as per LEVER ORIENTATION - see Function Code illustrations above.

Due to the operation of multipoint locks, we recommend the specification of Levers attached whenever possible. Should you require plates only - please contact us for ordering details.

MULTIPOINT SET HANDING

outside inside

LH SET

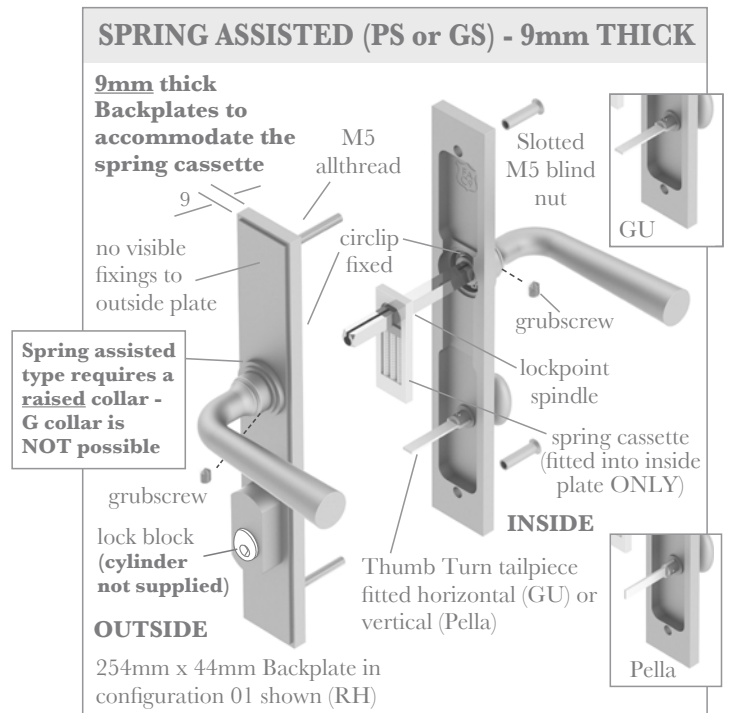
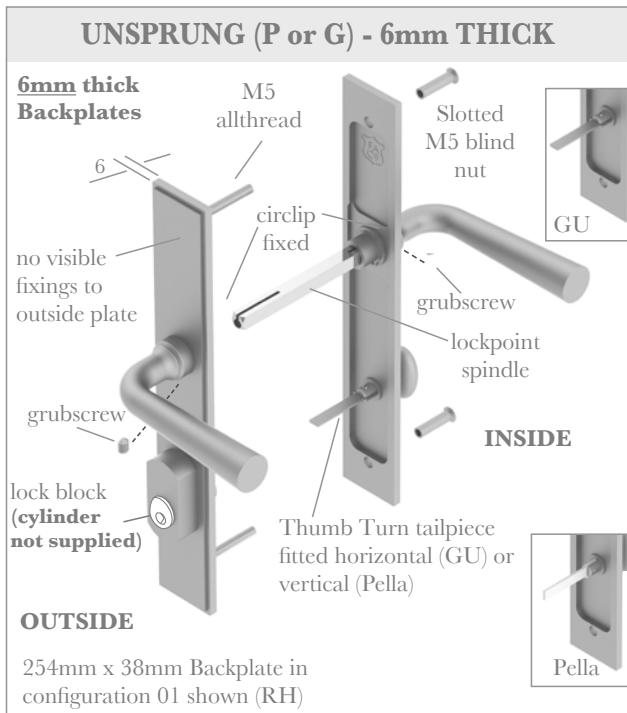
inside outside

RH SET

FIX DEAD DUMMY OPTION (Supplied assembled)

Achieved by custom machining both the Plate & Lever/Knob, then fixing together with a lockbolt.

Multipoint Sets - Pella & GU Locks



OPTIONS:
 Plate designs - ST4
 Seating/Collars - ST6:010
 Thumb Turns - ST6:020 & 030
 Lever designs - ST1

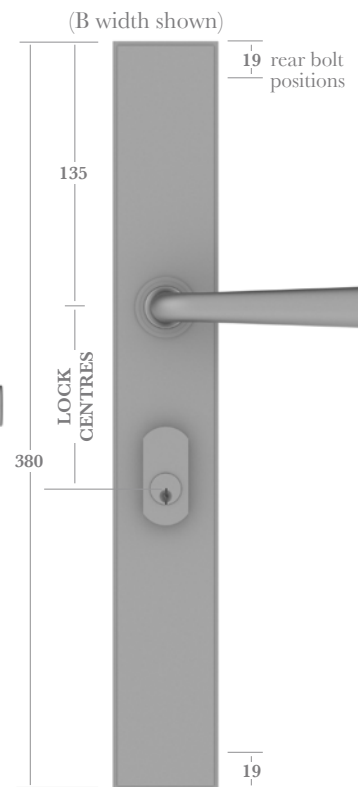
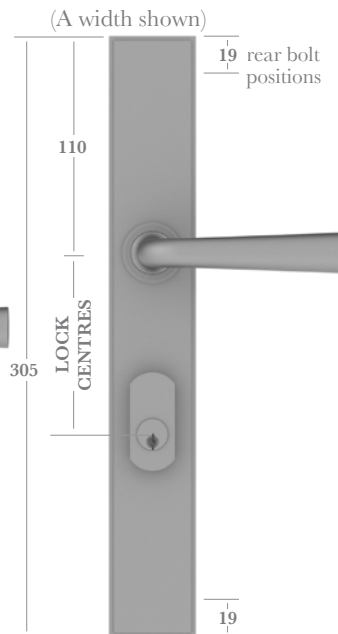
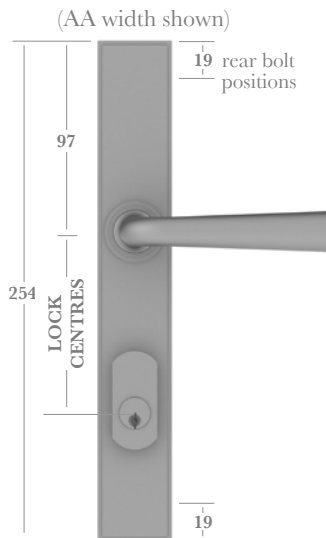
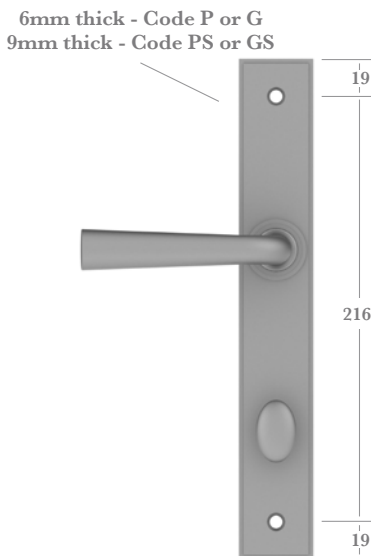


Plate Length	254mm	305mm	380mm
Code	--7	--8	--9

Plate Width	27mm	32mm	38mm	44mm	54mm	64mm
Code	AC*	AB*	AA*	A	B	C

*Availability dependent on Backplate design - see section ST4 for details.

Continues overleaf >

Multipoint Sets - Pella & GU Locks (continued)

Pella	P01 or PS01	P02 or PS02	P03 or PS03	P04 or PS04	P05 or PS05
GU	G01 or GS01	G02 or GS02	G03 or GS03	G04 or GS04	G05 or GS05
Function Codes P / G = 6mm thick (Unsprung) PS / GS = 9mm thick (Spring Assisted)					
	LH set shown	LH set shown	LH set shown	LH set shown	LH set shown
Outside Plate	Lever & Lock Block	Lever only (*)	Blank	Lever only (*)	Blank
Inside Plate	Lever & Thumb Turn	Lever & Thumb Turn	Lever & Thumb Turn	Lever only	Lever only

(*) If functions 02 & 04 are required with operating inside handles & fixed dead dummy outside handles, please order two separate single plates as below. **NB. Ensure you order PS or GS version if a 9mm thick plate is required.**

Pella	P06 or PS06	P07 or PS07	P08 or PS08	P09 or PS09	P10 or PS10	P11 or PS11
GU	G06 or GS06	G07 or GS07	G08 or GS08	G09 or GS09	G10 or GS10	G11 or GS11
Function Codes P / G = 6mm thick (Unsprung) PS / GS = 9mm thick (Spring Assisted)						
	RH shown	RH shown	LH shown	LH shown		
Outside Plate	-	-	Lever & Lock Block	Lever only	Blank	Lock Block
Inside Plate	Lever & Thumb Turn	Lever only	-	-	-	-

Fixings

Supplied with M5 x 25mm finish matched slotted blind nuts and M5 allthreads. Unsprung Sets supplied with an 8mm x 110mm stainless steel lockpoint spindle with grubscrews, to suit doors up to 64mm thick. Spring assisted sets supplied with an 8mm x 125mm stainless steel lockpoint spindle with grubscrews, to suit doors up to 76mm thick.

How to Order Split Finish Sets - order as singles

Functions P or G (6mm thick, Unsprung):

- 1) select PLATE DESIGN (e.g. 59 series)
- 2) add LENGTH code (e.g. 597)
- 3) add FUNCTION code (e.g. 597P01)
- 4) add WIDTH code (e.g. 597P01AA)
- 5) add LOCK CENTRES - if applicable (e.g. 597P01AA92)
- 6) add COLLAR DESIGN (e.g. 597P01AA92K)
- 7) add TURN code if required (e.g. 597P01AA92K/T61)
- 8) add FINISH (e.g. 597P01AA92K/T61/PN)
- 9) add LEVER code (e.g. 597P01AA92K/T61/PN/7706)
- 10) add HANDING LH or RH (e.g. 597P01AA92K/T61/PN/7706RH).

For FIX DEAD pair of plates add FDS to code (e.g. 597P04AA/K/PN/7706RH/FDS).

For FIX DEAD single plates add FD to code (e.g. 597P09AA/K/PN/7706LH/FD).

Functions PS or GS (9mm thick, Spring Assisted):

- 1) select PLATE DESIGN (e.g. 59 series)
- 2) add LENGTH code (e.g. 597)
- 3) add FUNCTION code (e.g. 597PS01)
- 4) add WIDTH code (e.g. 597PS01AA)
- 5) add LOCK CENTRES - if applicable (e.g. 597PS01AA92)
- 6) add COLLAR DESIGN (e.g. 597PS01AA92K)
- 7) add TURN code if required (e.g. 597PS01AA92K/T61)
- 8) add FINISH (e.g. 597PS01AA92K/T61/PN)
- 9) add LEVER code (e.g. 597PS01AA92K/T61/PN/7706)
- 10) add HANDING LH or RH (e.g. 597PS01AA92K/T61/PN/7706RH).

For FIX DEAD pair of plates add FDS to code (e.g. 597PS04AA/K/PN/7706RH/FDS).

For FIX DEAD single plates add FD to code (e.g. 597PS09AA/K/PN/7706LH/FD).

HANDING - Multipoint Lock Sets are handed from the OUTSIDE plate, see Multipoint Set Handing box above. Single Plates with Levers attached are handed as per LEVER ORIENTATION - see Function Code illustrations above.

MULTIPOINT SET HANDING

outside inside

LH SET

inside outside

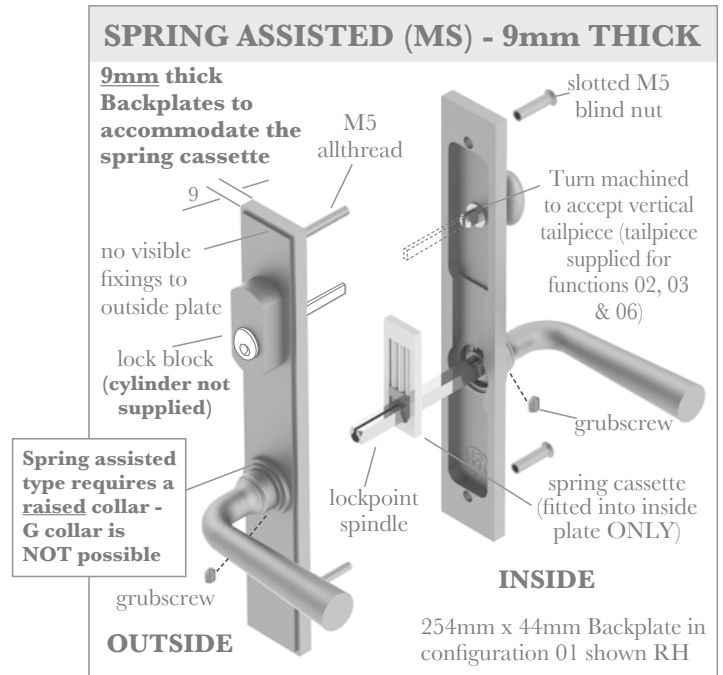
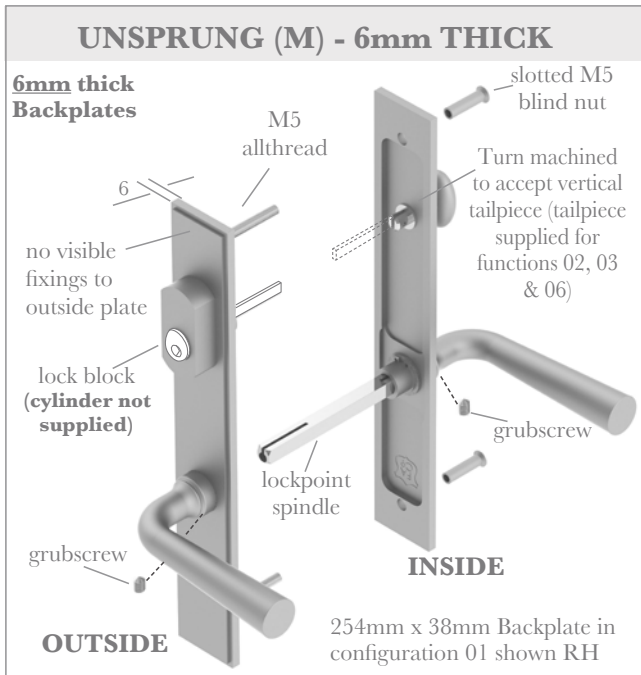
RH SET

FIX DEAD DUMMY OPTION
(Supplied assembled)

Achieved by custom machining both the Plate & Lever/Knob, then fixing together with a lockbolt.

Due to the operation of multipoint locks, we recommend the specification of Levers attached whenever possible. Should you require plates only - please contact us for ordering details.

Multipoint Sets - Marvin Lock (not suitable for Marvin Integrity series)



OPTIONS:
 Plate designs - ST4
 Seating/Collars - ST6:010
 Thumb Turns - ST6:020 & 030
 Lever designs - ST1

6mm thick - Code M
 9mm thick - Code MS


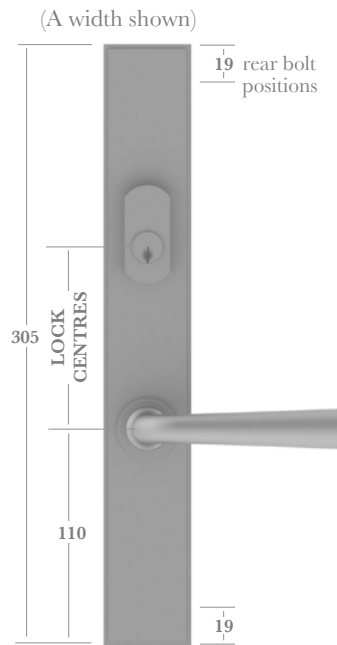
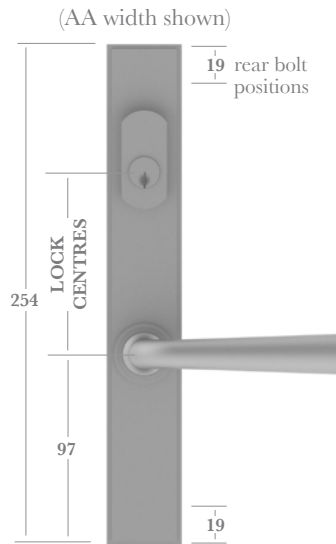



Plate Length	254mm	305mm	380mm
Code	--7	--8	--9

Plate Width	27mm	32mm	38mm	44mm	54mm	64mm
Code	AC*	AB*	AA*	A	B	C

*Availability dependent on Backplate design - see section ST4 for details.

Continues overleaf >

Multipoint Sets - Marvin Lock (continued)

Function Code	M01 or MS01	M02 or MS02	M03 or MS03	M04 or MS04	M05 or MS05
M = 6mm thick (Unsprung)		(*)		(*)	
MS = 9mm thick (Spring Assisted)					
Outside Plate	Lever & Lock Block	Lever only (*)	Blank	Lever only (*)	Blank
Inside Plate	Lever & Thumb Turn	Lever & Thumb Turn	Lever & Thumb Turn	Lever only	Lever only

(*) If functions 02 & 04 are required with operating inside handles & fixed dead dummy outside handles, please order two separate single plates as below. **NB. Ensure you order MS version if a 9mm thick plate is required.**

Function Code	M06 or MS06	M07 or MS07	M08 or MS08	M09 or MS09	M10 or MS10	M11 or MS11
M = 6mm thick (Unsprung)						
MS = 9mm thick (Spring Assisted)						
Outside Plate	-	-	Lever & Lock Block	Lever only	Blank	Lock Block
Inside Plate	Lever & Thumb Turn	Lever only	-	-	-	-

Fixings

Supplied with M5 x 25mm finish matched slotted blind nuts and M5 allthreads. Unsprung Sets supplied with an 8mm x 110mm stainless steel lockpoint spindle with grub screws, to suit doors up to 64mm thick. Spring assisted sets supplied with an 8mm x 125mm stainless steel lockpoint spindle with grub screws, to suit doors up to 76mm thick.

How to Order Split Finish Sets - order as singles

Functions M (6mm thick, Unsprung):

- 1) select PLATE DESIGN (e.g. 59 series)
- 2) add LENGTH code (e.g. 597)
- 3) add FUNCTION code (e.g. 597M01)
- 4) add WIDTH code (e.g. 597M01AA)
- 5) add LOCK CENTRES - if applicable (e.g. 597M01AA92)
- 6) add COLLAR DESIGN (e.g. 597M01AA92K)
- 7) add TURN code if required (e.g. 597M01AA92K/T61)
- 8) add FINISH (e.g. 597M01AA92K/T61/PN)
- 9) add LEVER code (e.g. 597M01AA92K/T61/PN/7706)
- 10) add HANDING LH or RH (e.g. 597M01AA92K/T61/PN/7706RH).

For FIX DEAD pair of plates add FDS to code (e.g. 597M04AA/K/PN/7706RH/FDS).

For FIX DEAD single plates add FD to code (e.g. 597M09AA/K/PN/7706LH/FD).

Functions MS (9mm thick, Spring Assisted):

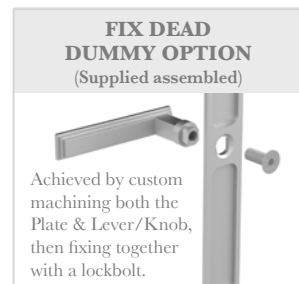
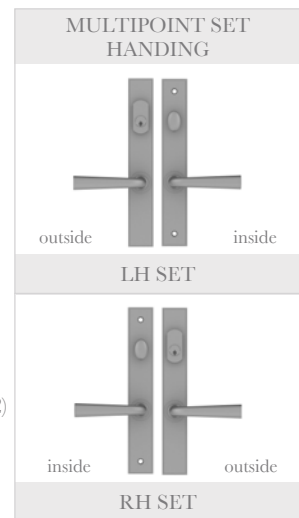
- 1) select PLATE DESIGN (e.g. 59 series)
- 2) add LENGTH code (e.g. 597)
- 3) add FUNCTION code (e.g. 597MS01)
- 4) add WIDTH code (e.g. 597MS01AA)
- 5) add LOCK CENTRES - if applicable (e.g. 597MS01AA92)
- 6) add COLLAR DESIGN (e.g. 597MS01AA92K)
- 7) add TURN code if required (e.g. 597MS01AA92K/T61)
- 8) add FINISH (e.g. 597MS01AA92K/T61/PN)
- 9) add LEVER code (e.g. 597MS01AA92K/T61/PN/7706)
- 10) add HANDING LH or RH (e.g. 597MS01AA92K/T61/PN/7706RH).

For FIX DEAD pair of plates add FDS to code (e.g. 597MS04AA/K/PN/7706RH/FDS).

For FIX DEAD single plates add FD to code (e.g. 597MS09AA/K/PN/7706LH/FD).

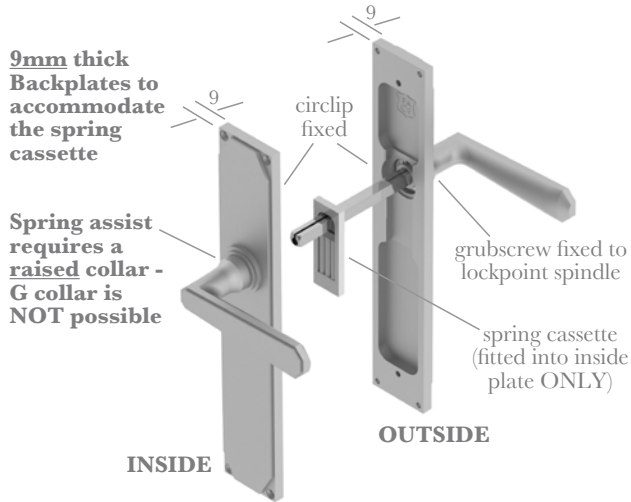
HANDING - Multipoint Lock Sets are handed from the OUTSIDE plate, see Multipoint Set Handing box above. Single Plates with Levers attached are handed as per LEVER ORIENTATION - see Function Code illustrations above.

Due to the operation of multipoint locks, we recommend the specification of Levers attached whenever possible. Should you require plates only - please contact us for ordering details.



Spring Assisted Backplates

- Available on Face Fix and Bolt Fix Backplates only, and only where the Levers or Knobs are fitted to the Backplates (circlip fixed).
- Not available on Concealed Fix Backplates.
- Thickness of the Backplate is 9mm in all cases to accommodate the Spring Cassette, which is fitted into the inside plate only.
- Spring Assisted Backplates require a raised collar - G type flush collar is NOT possible.



▲ **Latch (Passage)** - see page ST5:010



▲ **Keyhole** - see page ST5:030



▲ **Profile Cylinders** - see page ST5:050



▲ **Privacy** - see page ST5:070



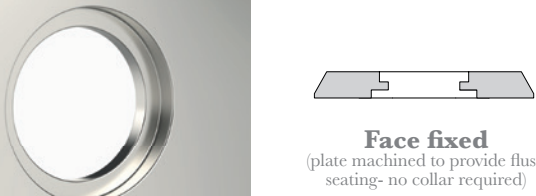
▲ **Accurate US Entry Face Fixed** - see page ST5:090



▲ **Accurate US Entry Bolt Fixed** - see page ST5:130

Seating/Collar Options (all shown fitted to 47 series Plate)

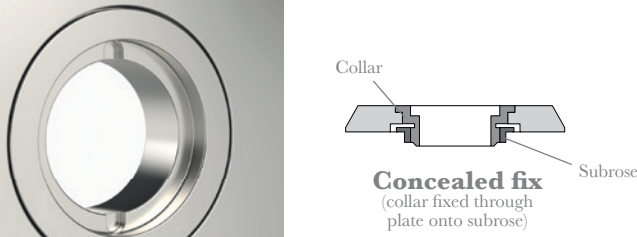
Flush Seating Option
(Face fixed & Blind Bolt fixed Plates only)



Face fixed
(plate machined to provide flush seating- no collar required)

▲ type **G** as supplied with Face Fixed Plates


Flush Collar Option
(Concealed fix Plates only)



Concealed fix
(collar fixed through plate onto subrose)

▲ type **G** as supplied with Concealed Fix Plates


Raised Collar Options (available for Face fixed, Blind Bolt fixed & Concealed fix Plate designs)



Face/Blind Bolt fixed
collar attached directly to face fixed plate

Concealed fix
(collar fixed through plate onto subrose)


▲ type **F**



Face/Blind Bolt fixed
collar attached directly to face fixed plate

Concealed fix
(collar fixed through plate onto subrose)


▲ type **J**



Face/Blind Bolt fixed
collar attached directly to face fixed plate

Concealed fix
(collar fixed through plate onto subrose)


▲ type **K**



Face/Blind Bolt fixed
collar attached directly to face fixed plate

Concealed fix
(collar fixed through plate onto subrose)

▲ type **L**


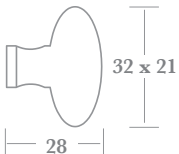

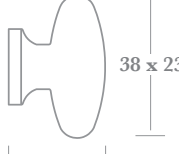

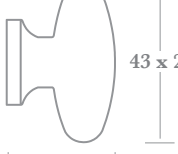





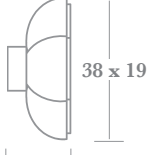

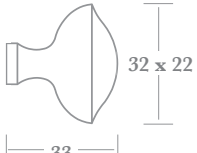

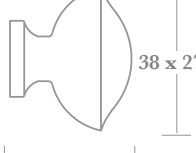

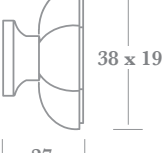

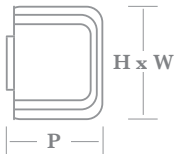

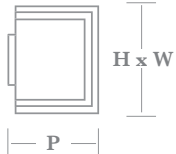

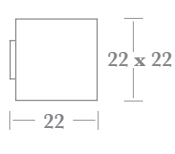

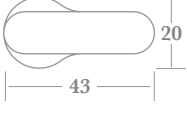

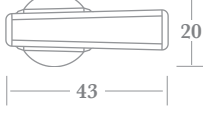



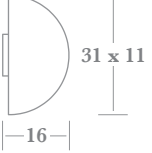

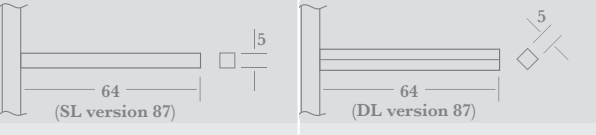


Face/Blind Bolt fixed
collar attached directly to face fixed plate

Concealed fix
(collar fixed through plate onto subrose)


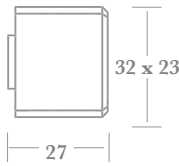

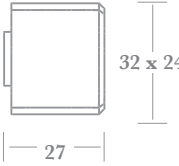

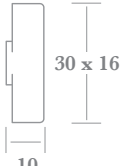

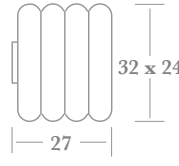

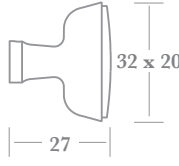

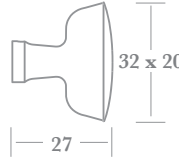

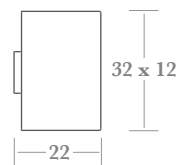

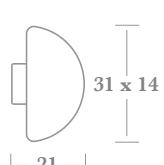

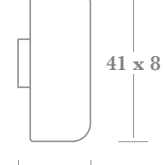

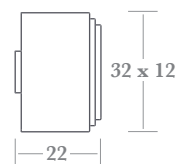

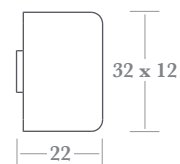

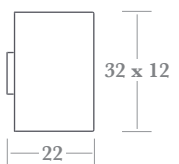

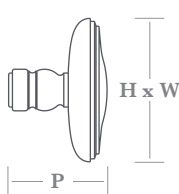

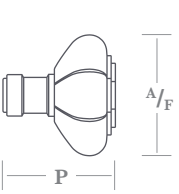

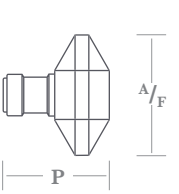


▲ type **M**

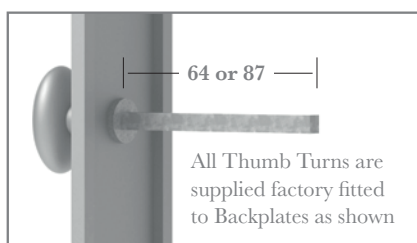
Thumb Turn Options for Backplates

	 <p>32 x 21 28</p>		 <p>38 x 23 27</p>		 <p>43 x 24 28</p>
▲ T51		▲ T61		▲ T65	
	 <p>34 x 9 18</p>		 <p>41 x 13 23</p>		 <p>38 x 19 19</p>
▲ T53		▲ T66		▲ T54	
	 <p>32 x 22 33</p>		 <p>38 x 27 36</p>		 <p>38 x 19 27</p>
▲ T52		▲ T62		▲ T68	
	 <p>H x W P</p>		 <p>H x W P</p>		 <p>22 x 22 22</p>
▲ T55 30(H) x 17(W) x 27(P) T72 25(H) x 13(W) x 21(P)		▲ T56 30(H) x 17(W) x 27(P) T73 25(H) x 13(W) x 21(P)		▲ T63	
	 <p>20 43 projection 18</p>		 <p>20 43 projection 18</p>		 <p>29 O 23</p>
▲ T57		▲ T58		▲ T69	
	 <p>31 x 11 16</p>	 <p>64 or 87</p> <p>All Thumb Turns are supplied factory fitted to Backplates as shown</p>		<p>SPINDLE ORIENTATION - PRIVACY SETS ONLY</p>  <p>▲ S Square (e.g. T61S) SL Square (e.g. T61SL)</p> <p>▲ D Diamond (e.g. T61D) DL Diamond (e.g. T61DL)</p>	
▲ T92					

If your Turn is to be used along with a Coin Release AND the door thickness is between 66mm and 90mm thick you will need to order the SL or DL version.

Thumb Turn Options for Backplates

					
▲ T59		▲ T60		▲ T75	
					
computer generated image		▲ T74		▲ T77	
					
▲ T89		▲ T67		▲ T71	
					
▲ T86		▲ T87		▲ T88	
					
▲ T79 38(H) x 21(W) x 26(P) T78 30(H) x 17(W) x 24(P)		▲ T82 32(A/F) x 30(P) T81 25(A/F) x 25(P)		▲ T84 32(A/F) x 28(P) T83 25(A/F) x 23(P)	
					
▲ T64					



SPINDLE ORIENTATION - PRIVACY SETS ONLY



▲ S Square (e.g. T61S)
SL Square (e.g. T61SL)










▲ D Diamond (e.g. T61D)
DL Diamond (e.g. T61DL)

If your Turn is to be used along with a Coin Release AND the door thickness is between 66mm and 90mm thick you will need to order the SL or DL version.


Swing Cover Options (for Keyholes & Releases)

					
▲ R04 32Ø x 40 high	▲ R05 32Ø x 40 high	▲ R06 32Ø x 40 high	▲ R07 32Ø x 40 high	▲ R08 32Ø x 40 high	▲ R17 32Ø x 40 high
					
▲ R26 31Ø x 40 high	▲ R12 32Ø	▲ R13 32Ø	▲ R09 40 x 28	▲ R16 45 x 25	▲ R25 45 x 24
 square edge design	 round edge design				
▲ R14 50 x 20 R24 40 x 20	▲ R11 50 x 20 R21 40 x 20	▲ R19 50 x 19 R20 40 x 19	▲ R27 50 x 19 R28 40 x 19	▲ R29 50 x 19 R30 40 x 19	▲ R35 50 x 19 R36 40 x 19
					 not available as coin release or keyhole cover
▲ R10 40 x 20	▲ R23 40 x 25	▲ R31 32 A/F	▲ R32 32 A/F	▲ R15 56 x 27	▲ R18 19 x 11
 not available as keyhole cover	 not available as keyhole cover	A/F = dimension across flats			
▲ R33 24 x 24	▲ R34 34 x 34	<div data-bbox="667 1480 1337 1727" style="border: 1px solid black; padding: 5px;">  <p>Cover Coin Release In addition to our standard release hole, our Swing Covers are also available with a Coin Release, use code 'CR' in place of 'R' for all Covers shown above eg. CR28.</p> </div>			

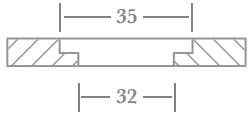
Coin/Release Options

			 indicator: red/green	 square edge design	 round edge design	 cover cap design
▲ R00 9.5Ø	▲ R01 11Ø	▲ R02 20Ø	▲ R03 11Ø	▲ R37 19Ø (10.5Ø hole)	▲ R38 19Ø (10.5Ø hole)	▲ R39 19Ø (10.5Ø hole)

US Entry Plates - Cylinder Options




CYLINDER OPTIONS									
	32 Series	47 Series	49 Series	59 Series	60 Series	66 Series	67 Series	68 Series	87 Series
	MINIMUM PLATE WIDTH (mm)								
C01	44	44	44	44	54	44	54	54	54
C02, C03 C13, C14	54	54	54	54	64	54	64	64	54
C04, C05 C06, C17	54	64	54	64	64	64	64	64	64
C09 C11	44	44	44	44	64	54	54	54	54

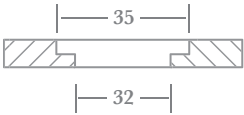


Plates machined to accept US standard cylinders

US Entry Plates - Cylinder Options



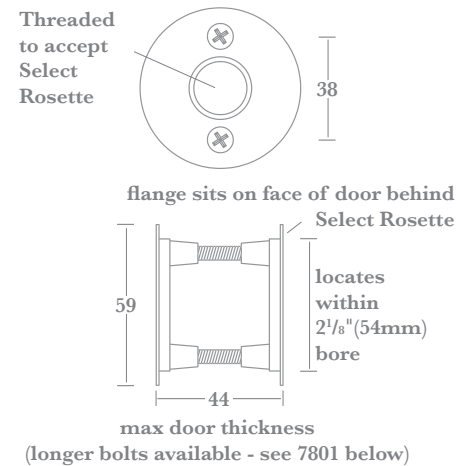
CYLINDER OPTIONS									
	32 Series	47 Series	49 Series	59 Series	60 Series	66 Series	67 Series	68 Series	87 Series
	MINIMUM PLATE WIDTH (mm)								
ALL PLATE DESIGNS	44	44	44	44	64	54	54	54	54



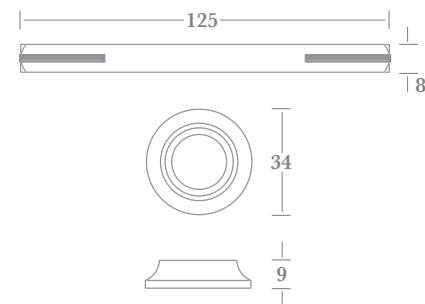
Plates machined to accept US standard cylinders

Lever, Knob & Thumb Turn Options

A selection of adaptors and spindles for converting standard Select Levers & Knobs: for use on ANSI 161 preparation pre-bored doors; in conjunction with Rim Locks; and to work with Thumb Turns.



- ▲ **7800 Pre-Bored Door Adaptor** (for use with 2 1/8" bore - ANSI 161 preparation)
- 7801 Optional Long Screw Pack** (pack of 2pcs - M5 x 50mm machine screws for adapting 7800 to cater for doors between 45mm and 60mm thick)



- ▲ **7805 Rim Lock Seating Collar & Spindle** - 90mm maximum combined thickness of door leaf & rim lock (custom length spindles available made to order)

Fixings

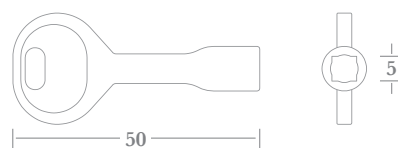
Pre-Bore Adaptors supplied with alignment collars and M5 x 35mm machine screws to suit doors between 32mm and 44mm thick.

How to Order


- 1) select PRODUCT (e.g. **7805**)
- 2) 7805 only - add FINISH (e.g. **7805PC**).

Finishes

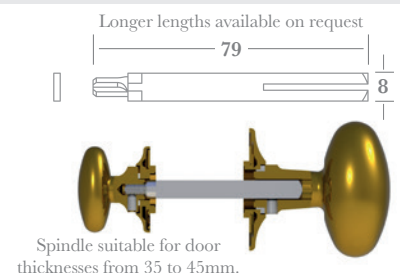
7805 Collar - See our price list or website for finish availability.



- ▲ **7901KEY Release Key**




- ▲ **0151 5-8mm Converter Sleeve**




- ▲ **7819 Closet Spindle** - designed to connect Thumb Turns in sections ST7 & DF6 (pages 040 & 050) with Allart Select Door Levers & Knobs (ST1&2)

Lever & Knob Mounts & Spindles



mill finish brass

▲ **7810 Subrose for solid doors** - (included as standard with all concealed fix rosettes & backplates).



▲ **7811 Fix Dead Dummy Mount** (solid doors) - heavy duty version for doors fitted with a door control and/or seals. For single lever/knob, 2 required for pairs of levers/knobs.



mill finish brass

▲ **7813 Fix Dead Dummy Mount** (solid doors) - for single lever/knob, 2 required for pairs of levers/knobs.



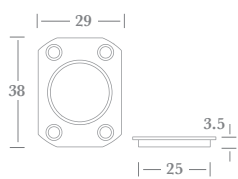
mill finish brass

▲ **7814 Fix Dead Dummy Mount Set** (solid doors) - alternative mounting for pairs of levers/knobs using existing spindle.



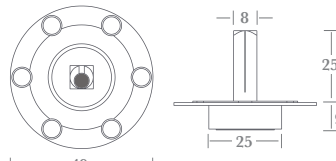
stainless steel

▲ **9001 Taylor's Spindle** - for use with face fixed rosettes in section ST3.

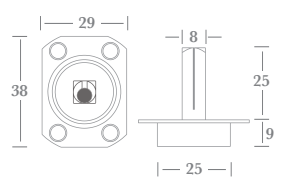


Supplied with no. 4 x 13mm wood screws

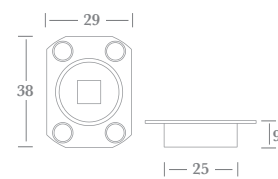
NB. Not suitable for Ø44mm Roses.



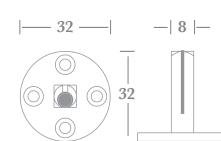
Supplied with no. 6 x 32mm wood screws



Supplied with no. 6 x 19mm wood screws



Supplied with no. 6 x 19mm wood screws

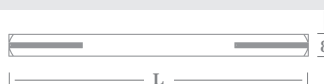


Supplied with no. 6 x 19mm wood screws



stainless steel

▲ **7815 Lockpoint Spindle**



	A	B	C	D	E
L (length)	75	96	110	125	155
Door Thickness	5-30	25-51	35-64	50-80	80-110



stainless steel

▲ **7816 Lockpoint Swivel Spindle** - for use with split follower locks

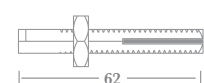


	A	B	C
L (length)	96	110	125
Door Thickness	25 - 51	40 - 64	50 - 80



zinc plated steel

◀ **7818 Single Side Operating Spindle** for use on applications where operation of lever/knob is required on one door face only. Suitable for doors 35-60mm thick.



stainless steel

mill finish brass

▲ **7806 Access Control (AC) Spindle** Horizontal bolt through version

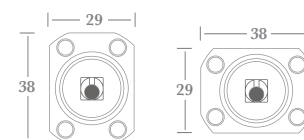


stainless steel

mill finish brass

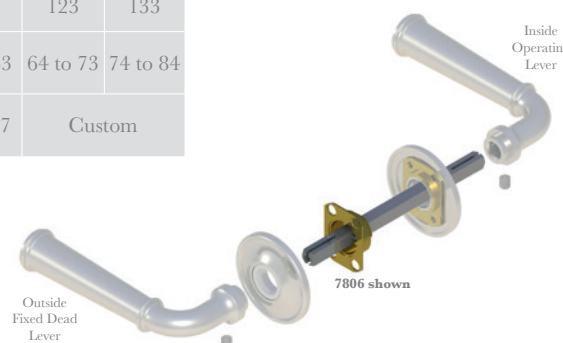
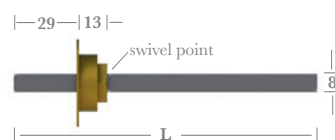
▲ **7807 Access Control (AC) Spindle** Vertical bolt through version

Designed to provide a strong and secure fixing for the outside fixed dead (dummy) Lever/Knob when used in conjunction with a Night Latch/Electric Strike/Key Fob. Typical applications are hotel bedroom doors and high-end residential apartment entrance doors.



Supplied with no. 6 x 19mm wood screws.

	A	B	C	D
L (length)	103	113	123	133
Door Thickness Range	44 to 53	54 to 63	64 to 73	74 to 84
To suit standard Door Thicknesses	44 & 51	54 & 57	Custom	

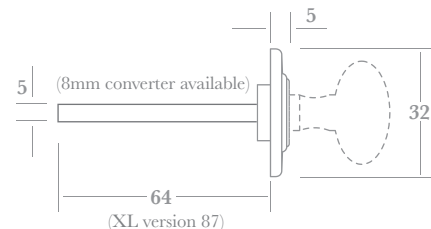


7806 shown

Thumb Turns - 32mm Ø Rosettes




A Rosette & Thumb Turn combination with 5mm spindle fitted, offered with ten Rosette designs and over twenty different Thumb Turns.

Please contact us should you require additional information on Thumb Turn combinations.



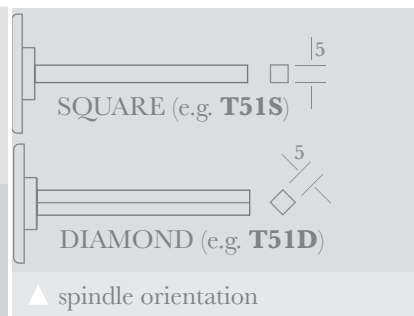
See page ST7:130 & 140 for Turn options

▲ 7945 Rosette with T51 Turn



▲ subrose and alignment insert supplied

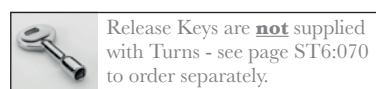
▲ CLS closet spindle option (see page ST6:070 for dimensions)



▲ spindle orientation

Fixings

Supplied with subrose, alignment insert, no.4 x 13mm wood screws, release key and installation instructions.

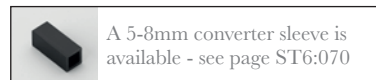


How to Order

- 1) select ROSETTE DESIGN (e.g. 7916)
- 2) add TURN CODE & SPINDLE ORIENTATION (e.g. 7916/T51S)
- 3) add FINISH (e.g. 7916/T51S/PC)

For CLOSET SPINDLE fitted instead of 5mm spindle add CLS (e.g. 7916/T51S/PC/CLS)


NB. If your Turn is to be used along with a Coin Release AND the door thickness is between 66mm and 90mm thick you will need to add XL to your code (e.g. 7916/T51S/PC/XL).



Finishes - See our price list or website for finish availability.

Coin Releases - 32mm Ø Rosettes

A concealed fix Coin Release offered in ten designs to match up with the Thumb Turns to be found on page ST7:070.



Fixings

Supplied with subrose, alignment insert, no.4 x 13mm wood screws and installation instructions.



How to Order

- 1) select RELEASE (e.g. **7916CR**)
- 2) add FINISH (e.g. **7916CR/PB**)

Finishes - See our price list or website for finish availability.

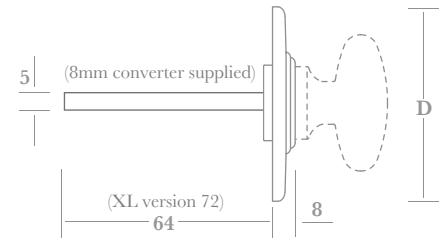


designed to work in conjunction with Allart Select thumb turns (ST7:070)

Thumb Turns - 44mm to 76mm Ø Rosettes

A Rosette & Thumb Turn combination with 5mm spindle fitted, offered with twelve Rosette designs - each available in up to four sizes - and over twenty different Thumb Turns.

Please contact us should you require additional information on Thumb Turn combinations.




	A*	B	C	D
D (diameter)	Ø 44	Ø 54	Ø 64	Ø 76

Custom sizes available upon request - surcharge may apply.

* 7470 not available in A size



▲ 7460 size B Rosette with T61 Turn



Fixings

Supplied with subrose, alignment insert, no.4 x 13mm wood screws, 5-8mm converter sleeve and installation instructions.

Pre-Bore Adaptors supplied with M5 machine screws to suit doors between 32mm and 44mm thick. Longer screws are available - see page ST6:070.



Release Keys are **not** supplied with Turns - see page ST6:070 to order separately.

How to Order

- 1) select ROSETTE DESIGN (e.g. 7465)
- 2) add SIZE (e.g. 7465B)
- 3) add TURN CODE & SPINDLE ORIENTATION (e.g. 7465B/T62S)
- 4) add FINISH (e.g. 7465B/T62S/PC)

For CLOSET SPINDLE configuration add CLS (e.g. 7465B/T62S/PC/CLS).

For PRE-BORE ADAPTOR (sizes C & D only) add PRE (e.g. 7465C/T62S/PC/PRE).

NB. If your Turn is to be used along with a Coin Release AND the door thickness is between 66mm and 76mm thick you will need to add XL to your code (e.g. 7465C/T62S/PC/XL).

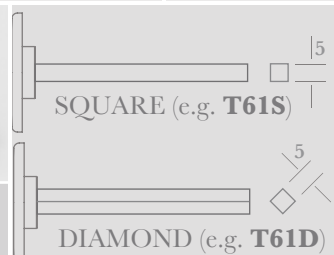
Finishes - See our price list or website for finish availability.



subrose, alignment insert, and 5-8mm converter sleeve supplied

▲ **PRE** pre-bored adaptor option (see ST6:070 for dimensions)

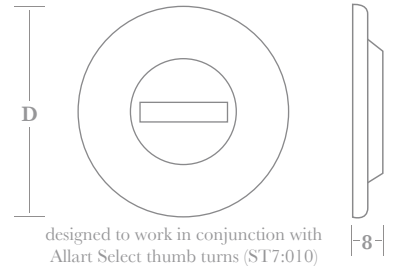
▲ **CLS** closet spindle option



▲ spindle orientation

Coin Releases - 44mm to 76mm Ø Rosettes

A concealed fix Coin Release offered in twelve designs and up to four sizes to match up with the Thumb Turns to be found on page ST7:010.




	A*	B	C	D
D (diameter)	Ø 44	Ø 54	Ø 64	Ø 76

Custom sizes available upon request - surcharge may apply.

* 7470CR not available in A size.

▲ 7462CR



Fixings

Supplied with subrose, alignment insert, no.4 x 13mm wood screws and installation instructions.



How to Order

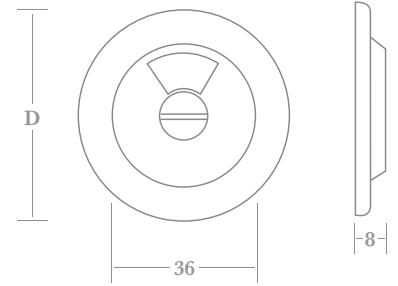
- 1) select ROSETTE DESIGN (e.g. 7460)
- 2) add SIZE (e.g. 7460B)
- 3) add CR (e.g. 7460B/CR)
- 4) add FINISH (e.g. 7460B/CR/PB)

Finishes - See our price list or website for finish availability.

Coin Releases - 54mm to 76mm Ø with indicator

A concealed fix Coin Release with red/green status indication, offered in 3 diameters and twelve designs to match up with the Thumb Turns to be found on page ST7:010.

Due to design restrictions this Indicating Release is not available in 44mm diameter.



	A	B	C	D
D (diameter)	-	Ø 54	Ø 64	Ø 76

Designed to work in conjunction with Allart Select Thumb Turns (ST7:010)

▲ 7485




▲ 7480

▲ 7481

▲ 7482

▲ 7483

▲ 7485




▲ 7486

▲ 7487

▲ 7488

▲ 7489

▲ 7490



▲ 7491

▲ 7492

Fixings

Supplied with no.4 x 13mm wood screws (faceplate threads on for concealed fixing).



How to Order

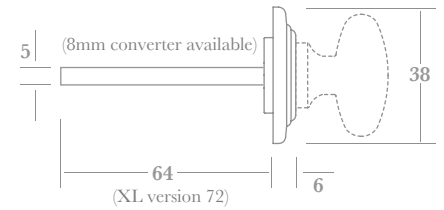
- 1) select RELEASE (e.g. 7480)
- 2) add SIZE (e.g. 7480B)
- 3) add FINISH (e.g. 7480B/PB)

Finishes - See our price list or website for finish availability.

Thumb Turns - 38mm Ø Rosettes

A Rosette & Thumb Turn combination with 5mm spindle fitted, offered with ten Rosette designs and eight different Thumb Turns.

Please contact us should you require additional information on Thumb Turn combinations.




Thumb Turn Options



▲ 7934 Rosette with T61 Turn

See page ST7:130 & 140 for dimensions



▲ 7918

▲ 7922

▲ 7927

▲ 7934

Fixings

Supplied with subrose, alignment insert, no.4 x 13mm wood screws and installation instructions

Release Keys are **not** supplied with Turns - see page ST6:070 to order separately.

How to Order

- 1) select ROSETTE DESIGN (e.g. 7918)
- 2) add TURN CODE & SPINDLE ORIENTATION (e.g. 7918/T62S)
- 3) add FINISH (e.g. 7918/T62S/PC)

For CLOSET SPINDLE fitted instead of 5mm spindle add CLS (e.g. 7918/T62S/PC/CLS)

NB. If your Turn is to be used along with a Coin Release AND the door thickness is between 66mm and 76mm thick you will need to add XL to your code (e.g. 7918/T62S/PC/XL).

A 5-8mm converter sleeve is available - see page ST6:070



▲ 7938

▲ 7941

▲ 7940

▲ 7924



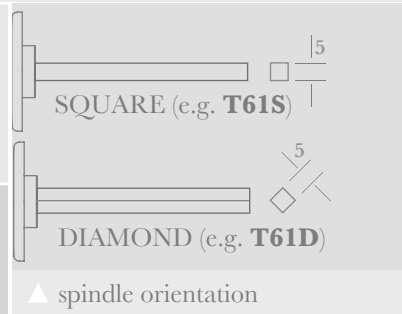
▲ 7920

▲ 7939



▲ subrose and alignment insert supplied

▲ CLS closet spindle option (see page ST6:070 for dimensions)




▲ spindle orientation

Finishes - See our price list or website for finish availability.

Coin Releases - 38mm Ø Rosettes

A concealed fix Coin Release offered in ten designs to match up with the Thumb Turns to be found on page ST7:050.



Fixings

Supplied with subrose, alignment insert, no.4 x 13mm wood screws and installation instructions.

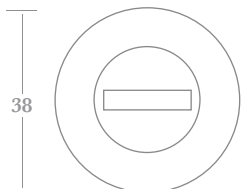


Subrose and alignment insert supplied

How to Order

- 1) select RELEASE (e.g. 7918CR)
- 2) add FINISH (e.g. 7918CR/PB)

Finishes - See our price list or website for finish availability.

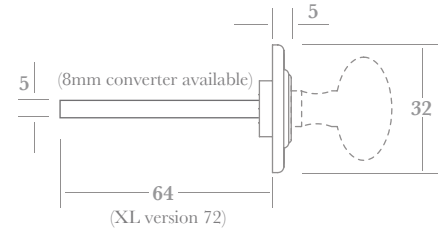


designed to work in conjunction with Allart Select thumb turns (ST7:050)

Thumb Turns - 32mm Ø Rosettes

A Rosette & Thumb Turn combination with 5mm spindle fitted, offered with ten Rosette designs and over twenty different Thumb Turns.




Please contact us should you require additional information on Thumb Turn combinations.



See page ST7:130 & 140 for Turn options



▲ 7945 Rosette with T51 Turn



Fixings

Supplied with subrose, alignment insert, no.4 x 13mm wood screws, release key and installation instructions.



Release Keys are **not** supplied with Turns - see page ST6:070 to order separately.

How to Order

- 1) select ROSETTE DESIGN (e.g. 7916)
- 2) add TURN CODE & SPINDLE ORIENTATION (e.g. 7916/T51S)
- 3) add FINISH (e.g. 7916/T51S/PC)

For CLOSET SPINDLE fitted instead of 5mm spindle add CLS (e.g. 7916/T51S/PC/CLS)

NB. If your Turn is to be used along with a Coin Release AND the door thickness is between 66mm and 76mm thick you will need to add XL to your code (e.g. 7916/T51S/PC/XL).



A 5-8mm converter sleeve is available - see page ST6:070



Finishes - See our price list or website for finish availability.

Coin Releases - 32mm Ø Rosettes

A concealed fix Coin Release offered in ten designs to match up with the Thumb Turns to be found on page ST7:070.



Fixings

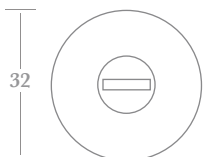
Supplied with subrose, alignment insert, no.4 x 13mm wood screws and installation instructions.



How to Order

- 1) select RELEASE (e.g. 7916CR)
- 2) add FINISH (e.g. 7916CR/PB)

Finishes - See our price list or website for finish availability.



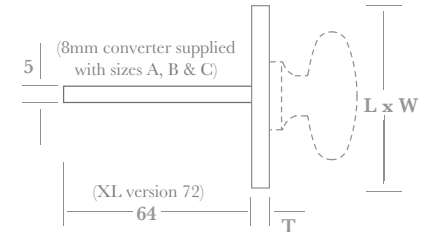
designed to work in conjunction with Allart Select thumb turns (ST7:070)

Thumb Turns - Concealed Fix Square Plates

A Concealed Fix Square Plate & Thumb Turn combination with 5mm spindle fitted, offered with nine Square Plate designs - each available in up to five sizes - and over 30 different Thumb Turns.




See pages ST7:130 & 140 for Turn options




	AB	AA	A	B	C
L x W x T	32 x 32 x 5	38 x 38 x 5	44 x 44 x 6	54 x 54 x 6	64 x 64 x 6
3203 only	47 x 32 x 5	53 x 38 x 5	62 x 44 x 6	72 x 54 x 6	82 x 64 x 6


Custom sizes available upon request - surcharge may apply.



▲ 3203




▲ 4703



▲ 4903



▲ 5903



▲ 6003




▲ 6603



▲ 6703 (square edge design)



▲ 6803 (round edge design)



▲ 8703

Fixings

All sizes supplied with subrose, alignment insert, no.4 x 13mm wood screws, assembly key, allen key, and installation instructions. In addition, sizes A, B & C are supplied with a 5-8mm converter sleeve.



Release Keys are **not** supplied with Turns - see page ST6:070 to order separately.

How to Order

- 1) select PLATE DESIGN (e.g. 6003)
- 2) add SIZE (e.g. 6003B)
- 3) add TURN CODE & SPINDLE ORIENTATION (e.g. 6003B/T62S)
- 4) add FINISH (e.g. 6003B/T62S/PC)

For CLOSET SPINDLE fitted instead of 5mm spindle add CLS (e.g. 6003/T62S/PC/CLS)

NB. If your Turn is to be used along with a Coin Release AND the door thickness is between 66mm and 76mm thick you will need to add XL to your code (e.g. 6003C/T62S/PC/XL).

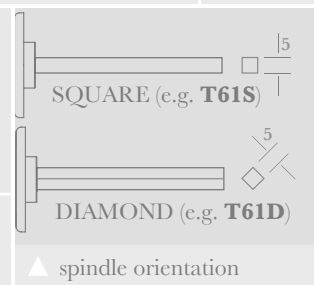
Finishes - See our price list or website for finish availability.



▲ 5-8mm converter sleeve supplied with sizes A, B & C only



▲ CLS closet spindle option (see page ST6:070 for dimensions)

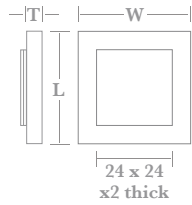


▲ spindle orientation

Releases - Concealed Fix Square Plates

A Concealed Fix Square Plate Swing Cover Release offered in nine designs and five sizes to match up with the Thumb Turns to be found on page ST7:085.

Beneath the Swing Cover we offer a choice of either a plain hole to accept a release key or a coin release as shown.



	AB	AA	A	B	C
L x W x T	32 x 32 x 5	38 x 38 x 5	44 x 44 x 6	54 x 54 x 6	64 x 64 x 6
8920/8950	47 x 32 x 5	53 x 38 x 5	62 x 44 x 6	72 x 54 x 6	82 x 64 x 6

Custom sizes available upon request - surcharge may apply.

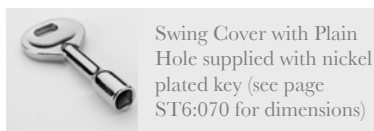
Fixings

Supplied with finished matched no. 4 x 19mm wood screws. In addition the plain hole version is supplied with a release key

How to Order

- 1) select COIN RELEASE or PLAIN HOLE version (e.g. **8924**)
- 2) add SIZE (e.g. 8924**AA**)
- 3) add FINISH (e.g. 8924**AA/PB**)

Finishes - See our price list or website for finish availability.

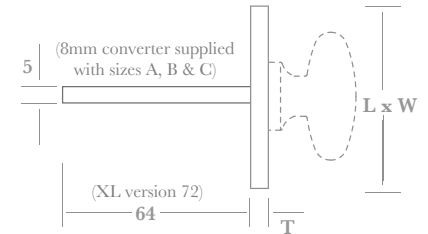


computer generated images

▲ 8920 with coin release 8950 with plain hole	▲ 8921 with coin release 8951 with plain hole	▲ 8922 with coin release 8952 with plain hole
▲ 8923 with coin release 8953 with plain hole	▲ 8924 with coin release 8954 with plain hole	▲ 8925 with coin release 8955 with plain hole <small>not available in size AB</small>
▲ 8926 with coin release 8956 with plain hole <small>square edge design</small>	▲ 8927 with coin release 8957 with plain hole <small>round edge design</small>	▲ 8928 with coin release 8958 with plain hole <small>not available in size AB</small>


Thumb Turns - Face Fixed Square Plates

A Face Fixed Square Plate & Thumb Turn combination with 5mm spindle fitted, offered with nine Square Plate designs - each available in up to four sizes - and over 30 different Thumb Turns.



	AA	A	B	C
L x W x T	38 x 38 x 5	44 x 44 x 6	54 x 54 x 6	64 x 64 x 6
3253 only	53 x 38 x 5	62 x 44 x 6	72 x 54 x 6	82 x 64 x 6

Custom sizes available upon request - surcharge may apply.



▲ 3253




▲ 4753



▲ 4953



▲ 5953



▲ 6053



▲ 6653



▲ 6753 (square edge design)



▲ 6853 (round edge design)




▲ 8753

Fixings

Size AA supplied with finish matched no.4 x 19mm wood screws.

Sizes A, B & C supplied with finish matched no.6 x 19mm wood screws and 5-8mm converter sleeve.

 Release Keys are **not** supplied with Turns - see page ST6:070 to order separately.

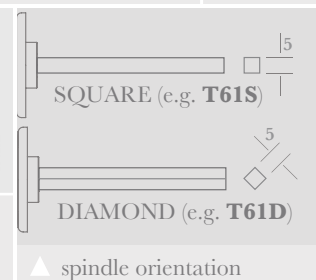
How to Order

- 1) select PLATE DESIGN (e.g. 6653)
- 2) add SIZE (e.g. 6653B)
- 3) add TURN CODE & SPINDLE ORIENTATION (e.g. 6653B/T62S)
- 4) add FINISH (e.g. 6653B/T62S/PC)

For CLOSET SPINDLE fitted instead of 5mm spindle add CLS (e.g. 6653/T62S/PC/CLS)

NB. If your Turn is to be used along with a Coin Release AND the door thickness is between 66mm and 76mm thick you will need to add XL to your code (e.g. 6653C/T62S/PC/XL).

Finishes - See our price list or website for finish availability.



Releases - Face Fixed Square Plates

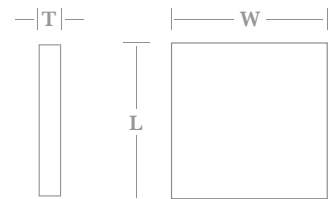
A Face Fixed Square Plate with Swing Cover/Coin Release options offered in nine designs and four sizes to match up with the Thumb Turns to be found on page ST7:090.

Size AA is only available with code R01 Coin Release.

For sizes A, B & C please see page ST6:040 for Swing Cover/Coin Release options.



Swing Cover/Coin Release options - see page ST6:040




	AA*	A**	B	C
L x W x T	38 x 38 x 5	44 x 44 x 6	54 x 54 x 6	64 x 64 x 6
3253 only	53 x 38 x 5	62 x 44 x 6	72 x 54 x 6	82 x 64 x 6

Custom sizes available upon request - surcharge may apply.

* only available with R00 & R01 Releases
 ** only available with R00, R01 & R02 Releases

All images shown below are B size (54mm) with R02 coin release



Fixings

Sizes AA supplied with finish matched no.4 x 19mm wood screws.

Sizes A, B & C supplied with finish matched no.6 x 19mm wood screws.

How to Order

- 1) select PLATE DESIGN (e.g. 5953)
- 2) add SIZE (e.g. 5953**B**)
- 3) **Sizes A, B & C:** add COVER/RELEASE code (e.g. 5953B/**R12**)
Size AA: add R01 - this is the only RELEASE option available at these sizes (e.g. 5953AA/**R01**)
- 4) add FINISH (e.g. 5953B/R12/**PB** or 5953AA/R01/**PB**)

Finishes - See our price list or website for finish availability.



Thumb Turns - Concealed Fix Diamond Plates

A Concealed Fix Diamond Plate & Thumb Turn combination with 5mm spindle fitted, offered with four Diamond Plate designs - each available in five sizes - and over 30 different Thumb Turns.

Please contact us should you require additional information on Thumb Turn combinations.



5904AA/T67S/PN

Fixings

All sizes supplied with subrose, alignment insert, no.4 x 13mm wood screws, assembly key, allen key, and installation instructions. In addition, sizes A, B & C are supplied with a 5-8mm converter sleeve.



Release Keys are **not** supplied with Turns - see page ST6:070 to order separately.


How to Order

- 1) select PLATE DESIGN (e.g. **4704**)
- 2) add SIZE (e.g. 4704**B**)
- 3) add TURN CODE & SPINDLE ORIENTATION (e.g. 4704B/T62S) **(PC)**
- 4) add FINISH (e.g. 4704B/T62S/**PC**)

For CLOSET SPINDLE fitted instead of 5mm spindle add CLS (e.g. 4704B/T62S/**PC/CLS**)

NB. If your Turn is to be used along with a Coin Release AND the door thickness is between 66mm and 76mm thick you will need to add XL to your code (e.g. 4704B/T62S/**PC/XL**).

Finishes - See our price list or website for finish availability.



size B shown with T59 turn

▲ 4704



size B shown with T66 turn

▲ 4904



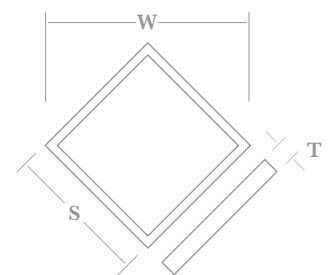
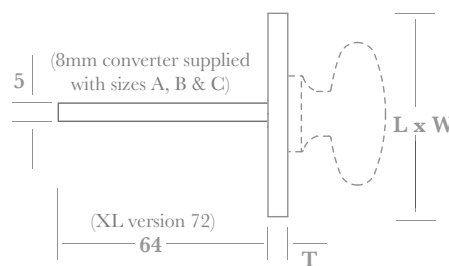
size B shown with T61 turn

▲ 5904



size B shown with T62 turn


▲ 6004



See pages ST7:130 & 140 for Turn options

	AB	AA	A	B	C
S (square)	32	38	44	54	64
W (width)	45	54	62	76	90
T (thickness)	5	5	6	6	6

Custom sizes available upon request - surcharge may apply.



▲ 5-8mm converter sleeve supplied with sizes A, B & C only



▲ **CLS** closet spindle option (see page ST6:070 for dimensions)



▲ spindle orientation

Releases - Concealed Fix Diamond Plates

A Concealed Fix Diamond Plate Swing Cover Release offered in four designs and five sizes to match up with the Thumb Turns to be found on page ST7:105.

Beneath the Swing Cover we offer a choice of either a plain hole to accept a release key or a coin release as shown.



8933AA/PN

Fixings

Sizes AB & AA supplied with finish matched no.4 x 19mm wood screws.

Sizes A, B & C supplied with finish matched no.6 x 19mm wood screws.

How to Order


- 1) select COIN RELEASE or PLAIN HOLE VERSION (e.g. **8932**)
- 2) add SIZE (e.g. 8932**B**)
- 3) add FINISH (e.g. 8932B/**PB**)

Finishes - See our price list or website for finish availability.



Swing Cover Releases supplied with nickel plated key (see page ST6:070 for dimensions)

computer generated images (AA size shown)



▲ **8930** with coin release
8960 with plain hole



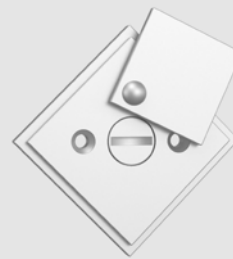
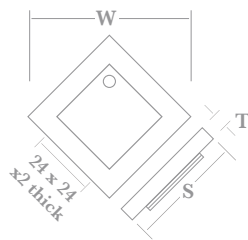
▲ **8931** with coin release
8961 with plain hole



▲ **8932** with coin release
8962 with plain hole



▲ **8933** with coin release
8963 with plain hole



▲ **coin release version**



▲ **plain hole version**

	AB	AA	A	B	C
S (square)	32	38	44	54	64
W (width)	45	54	62	76	90
T (thickness)	5	5	6	6	6

Custom sizes available upon request - surcharge may apply.

Thumb Turns - Face Fixed Diamond Plates

A Face Fixed Diamond Plate & Thumb Turn combination with 5mm spindle fitted, offered with four Diamond Plate designs - each available in five sizes - and over 30 different Thumb Turns.

Please contact us should you require additional information on Thumb Turn combinations.



4954B/T63S/SN



size B shown with T59 turn

▲ 4754



size B shown with T66 turn

▲ 4954



size B shown with T61 turn

▲ 5954



size B shown with T62 turn

▲ 6054

Fixings

Sizes AB & AA supplied with finish matched no.4 x 19mm wood screws.

Sizes A, B & C supplied with finish matched no.6 x 19mm wood screws and 5-8mm converter sleeve.



Release Keys are **not** supplied with Turns - see page ST6:070 to order separately.

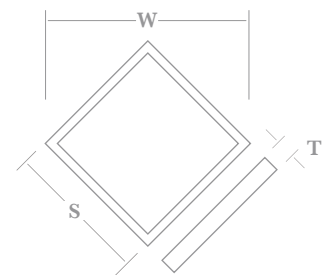
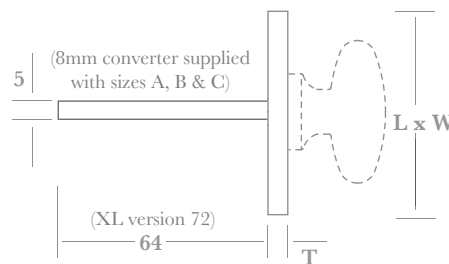
How to Order

- 1) select PLATE DESIGN (e.g. 4754)
- 2) add SIZE (e.g. 4754B)
- 3) add TURN CODE & SPINDLE ORIENTATION (e.g. 4754B/T62S)
- 4) add FINISH (e.g. 4754B/T62S/PC)

For CLOSET SPINDLE fitted instead of 5mm spindle add CLS (e.g. 4754B/T62S/PC/CLS)

NB. If your Turn is to be used along with a Coin Release AND the door thickness is between 66mm and 76mm thick you will need to add XL to your code (e.g. 4754B/T62S/PC/XL).


Finishes - See our price list or website for finish availability.



See pages ST7:130 & 140 for Turn options

	AB	AA	A	B	C
S (square)	32	38	44	54	64
W (width)	45	54	62	76	90
T (thickness)	5	5	6	6	6

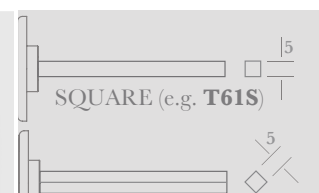
Custom sizes available upon request - surcharge may apply.



▲ 5-8mm converter sleeve supplied with sizes A, B & C only



▲ CLS closet spindle option (see page ST6:070 for dimensions)




▲ spindle orientation

Releases - Face Fixed Diamond Plates

A Face Fixed Diamond Plate with Swing Cover/Coin Release options offered in four designs and five sizes to match up with the Thumb Turns to be found on page ST7:110.

Sizes AB & AA are only available with code R01 coin Release.

For sizes A, B & C please see page ST6:040 for Swing Cover/Coin Release options.



6054A/R02/IBU

all images shown below are B size (54mm) with R02 Coin Release



▲ 4754

▲ 4954



▲ 5954

▲ 6054

Fixings

Sizes AB & AA supplied with finish matched no.4 x 19mm wood screws.

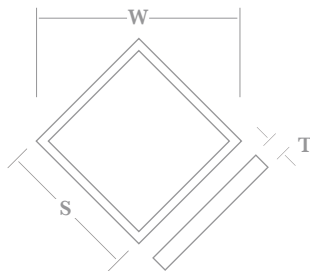
Sizes A, B & C supplied with finish matched no.6 x 19mm wood screws.

How to Order

- 1) select PLATE DESIGN (e.g. 5954)
- 2) add SIZE (e.g. 5954B)
- 3) **Sizes A, B & C:** add COVER/RELEASE code (e.g. 5954B/R12)
Sizes AA & AB: add R01 - this is the only RELEASE option available at these sizes (e.g. 5954AA/R01)
- 4) add FINISH (e.g. 5954B/R12/PB or 5954AA/R01/PB).

Finishes - See our price list or website for finish availability.

Swing Cover/Coin Release options - see page ST6:040



	AB*	AA*	A	B	C
S (square)	32	38	44	54	64
W (width)	45	54	62	76	90
T (thickness)	5	5	6	6	6

* only available with R01 Coin Release

Custom sizes available upon request - surcharge may apply.



Swing Cover Releases supplied with nickel plated key (see page ST6:070 for dimensions)

Thumb Turn Options


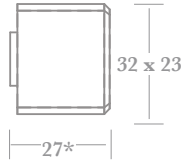

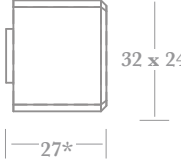

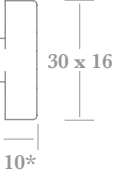

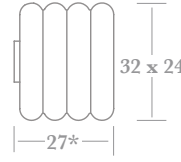

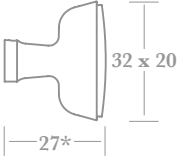

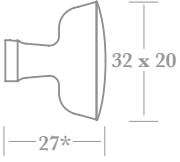

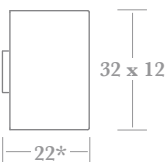

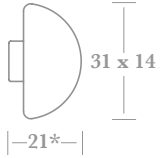

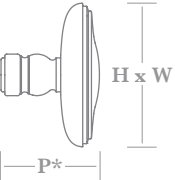

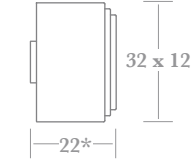

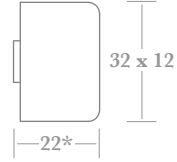

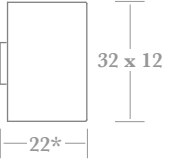

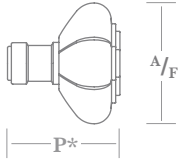

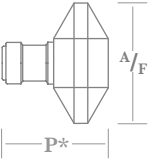


▲ T51†		▲ T61◇		▲ T65◇	
▲ T53†		▲ T66◇		▲ T54†	
▲ T52†		▲ T62◇		▲ T68◇	
▲ T55† 30(H) x 17(W) x 27(P) T72† 25(H) x 13(W) x 21(P)		▲ T56† 30(H) x 17(W) x 27(P) T73† 25(H) x 13(W) x 21(P)		▲ T63†	
▲ T57		▲ T58		▲ T69†	
		<div style="text-align: center;"> SPINDLE ORIENTATION </div>			
▲ T92†		▲ S Square (e.g. T61S) ▲ D Diamond (e.g. T61D)			

† Turn design not suitable for use with 38mm Ø rosettes (page ST7:050).

◇ Turn design not suitable for use with 32mm Ø rosettes (page ST7:070).

* Total projection: add 7mm for rosette & 6mm for plate.

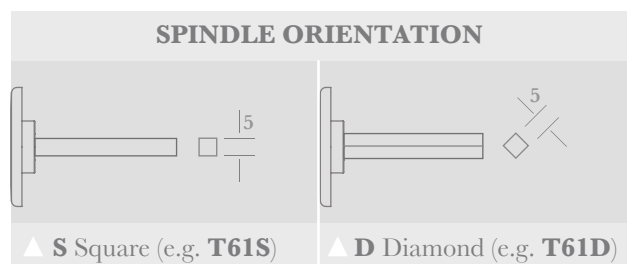
Thumb Turn Options

 	 	 
▲ T59†	▲ T60†	▲ T75†
  <p>computer generated image</p>	 	 
▲ T76†	▲ T74†	▲ T77†
 	 	 
▲ T89†	▲ T67†	▲ T79† 38(H) x 21(W) x 26(P) ▲ T78† 30(H) x 17(W) x 24(P)
 	 	 
▲ T86†	▲ T87†	▲ T88†
 	 	 
▲ T82† 32(A/F) x 30(P) ▲ T81† 25(A/F) x 25(P)	▲ T84† 32(A/F) x 28(P) ▲ T83† 25(A/F) x 23(P)	▲ T64

† Turn design not suitable for use with 38mm Ø rosettes (page ST7:050).



◇ Turn design not suitable for use with 32mm Ø rosettes (page ST7:070).

* Total projection: add 7mm for rosette & 6mm for plate.




Additional Turns, Releases & Escutcheons

Available in the Door Furniture sections DF5 & DF6.



Auxiliary Deadbolt Turns & Cylinder Collars (section DF5)



Turns, Releases & Escutcheons (section DF6)

Complementary Products



▲ Pull Handles & Finger Plates (section DF3)



▲ Turns, Releases & Escutcheons (section DF6)



▲ Flush Pulls (section DF4)



▲ Locks & Latches (section MC3)



▲ Cremone Bolts (section DB3)



▲ Window Fittings (sections WF1 & WF2)



▲ Entrance Door Fittings (section DF5)



▲ Cabinet Furniture (sections CF1 & CF2)